

F2 AIR

LINEAR SUSPENDED FIXTURE

Linear Architectural Lighting

Elevating the F2 series, the F2 AIR offers the same simplicity for maintenance in installation as the original F2 series, but as a suspended fixture with its ease of access of the LED boards, drivers and any other components from below. This modern fixture is available in 4-, 6- and 8- lengths. Its CCT selectable option allows users to change the light color on site whenever required.



DATE	
PROJECT NAME	
TYPE	
QTY	
ORDERING CODE	AE-SF-F2- - -30/40/CCT - -

OPERATING & ELECTRICAL

INPUT VOLTAGE	120-277V
POWER FACTOR	0.9
DIMMING	1-10V
TOTAL HARMONIC DISTORTION (THD)	<20%

PERFORMANCE

LUMENS PER FEET	750lm/ft
POWER	23W 31W 46W 61W
BEAM ANGLE	Lambertian

MECHANICAL & HOUSING

HOUSING	Extruded aluminum
LENS	PC lens
FINISH	Nebula White Atomic Black Silver
POWER SUPPLY	Factory wired electronic LED driver
LED BOARD	LED Array

APPLICATION CONDITION

AMBIENT TEMPERATURE RANGE	-20°C to 45°C
---------------------------	---------------

COMPATIBLE MOUNTING

MOUNTING	Suspended
----------	-----------

WARRANTY

SYSTEM WARRANTY – 5 YEARS

Eralux will warrant defective drivers, LEDs and boards for 5 years from the date of purchase. This warranty is valid only if the fixture is installed and used as per installation guides and specifications. If a defect is present, Eralux will send drivers and boards at no fee with a thorough replacement instructions along with instructions on the return of the defective parts back to Eralux.

LUMEN MAINTENANCE – L85 at 50,000 hours

Rated for 85% initial lumen output at 50,000 hours of operation, operated at 25°C ambient temperature; per guidelines published by the Illuminating Engineering Society (IES).

F2 AIR

LINEAR SUSPENDED FIXTURE

Linear Architectural Lighting

DATE	
PROJECT NAME	
TYPE	
QTY	
ORDERING CODE	AE-SF-F2- - -30/40/CCT - -

ORDERING GUIDE

EXAMPLE: AE-SF-F2-4-31-30/40/CCT-BK-AIR

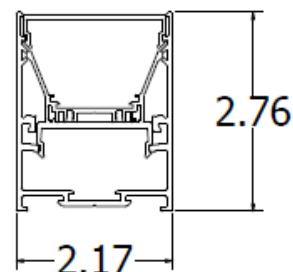
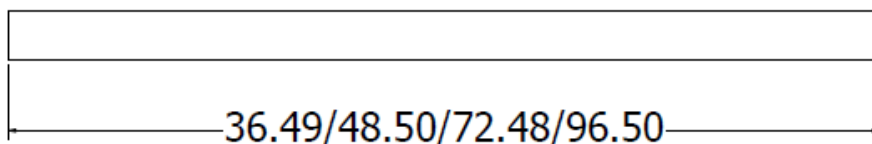
FIXTURE FAMILY	LENGTH	POWER	CCT	FINISH	MOUNTING
AE-SF-F2-		-	-30/40/CCT-		-
AE-SF-F2- ERALUX F2 surface mount linear architectural fixture	3 3 Feet	-23 23W-2,300 lumens	-30/40/CCT- CCT Switchable: 3000K/3500K/4000K	BK Atomic Black Finish	-AIR Suspended fixture Includes Suspension Kit (AE-SF-F2-SUSPENSION-KIT-XX)*
	4 4 Feet	-31 31W-3,000 lumens		WH Nebula White Finish	-AIRLINK Suspended fixture Includes Link and Suspension Kit (AE-SF-F2-LINK-KIT & AE-SF-F2-L-PTB-NPF-6-XX)*
	6 6 Feet	-46 46W-4,500 lumens		SV Silver Finish	
	8 8 Feet	-61 61W-6,000 lumens			

FIXTURE FAMILY	SHAPE	CCT	FINISH
AE-SF-F2-		-30/35/40/CCT-	
AE-SF-F2- ERALUX F2 surface mount linear architectural fixture	L-90L L Shape 31W – 3,000 lumens	-30/35/40/CCT- CCT Switchable: 3000K/3500K/4000K	BK Atomic Black Finish
	T- T Shape 46W – 4,500 lumens		WH Nebula White Finish
	X- X Shape 61W – 6,000 lumens		

CAUTION: If there are multiple fixtures connected to the same 0-10V dimming line, a 0-10V controller must be considered to enable consistent dimming across the fixtures. Failure to do so will lead to inconsistent dimming and behaviors in the fixtures. Single switch is not recommended for controlling multiple fixtures simultaneously.

PRODUCT DIMENSION

AE-SF-F2-4/6/8 FT



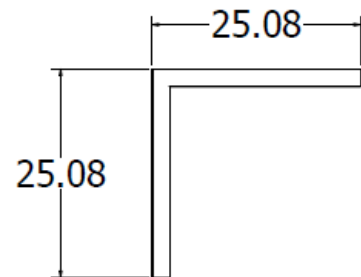
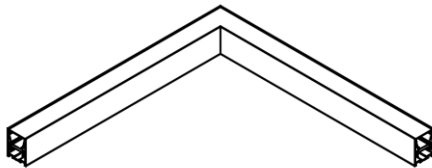
DIMENSIONS IN INCHES

DATE	
PROJECT NAME	
TYPE	
QTY	
ORDERING CODE	AE-SF-F2- - -30/40/CCT - -

VARIOUS SHAPES

L SHAPE

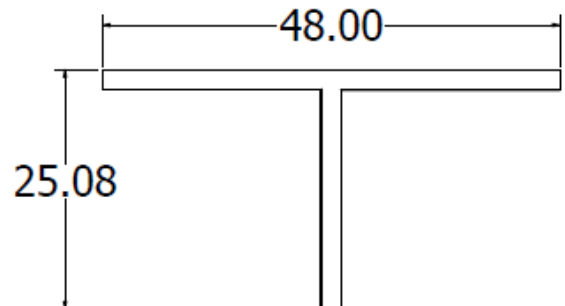
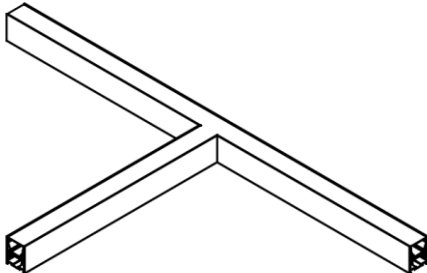
AE-SF-F2-L-90L-30/35/40/CCT-XX



DIMENSIONS IN INCHES

T SHAPE

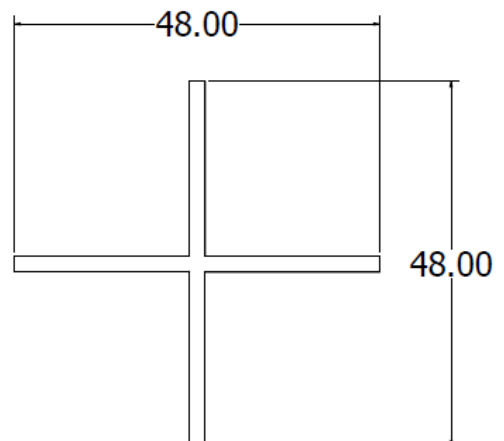
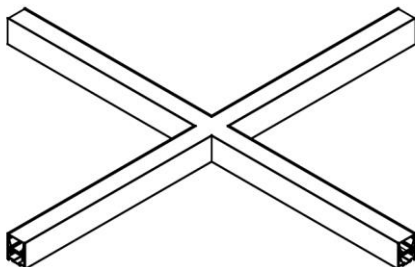
AE-SF-F2-T-30/35/40/CCT-XX



DIMENSIONS IN INCHES

X SHAPE

AE-SF-F2-X-30/35/40/CCT-XX



DIMENSIONS IN INCHES


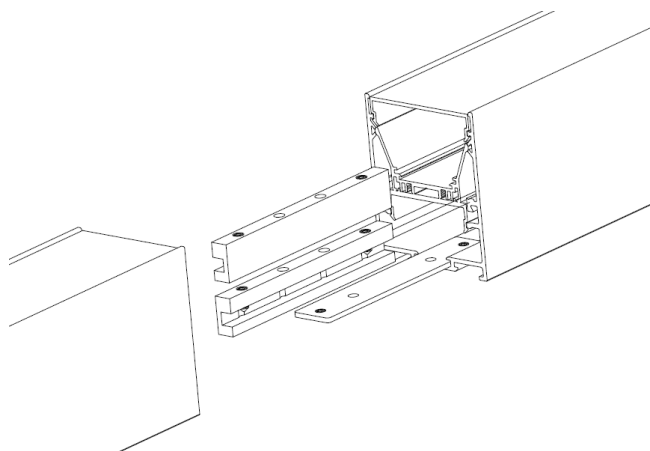
F2 AIR

LINEAR SUSPENDED FIXTURE

Linear Architectural Lighting





DATE					
PROJECT NAME					
TYPE					
QTY					
ORDERING CODE	AE-SF-F2-	-	-30/40/CCT	-	-

MULTIPLE FIXTURE ASSEMBLY



ACCESSORIES

Ordered separately, field installed

PART NUMBER	DESCRIPTION	PICTURE
AE-SF-F2-LINK-KIT	Linkable mechanical and electrical accessories for continuous mounting	 x2 x4 x1
AE-SF-F2-SUSPENSION-KIT-WH AE-SF-F2-SUSPENSION-KIT-BK	One set of canopies (2 pieces), 6FT powercord (1 piece) and 6FT suspension wire (2 pieces)	
AE-SF-F2-L-PTB-NPF-6-WH AE-SF-F2-L-PTB-NPF-6-BK	Canopy (1 piece), 6FT suspension wire (1 piece)	
AE-SF-L-DA	Rubber Diffuser Sucker and F2 Disassembly Tool	

F2 AIR

LINEAR SUSPENDED FIXTURE

Linear Architectural Lighting

DATE	
PROJECT NAME	
TYPE	
QTY	
ORDERING CODE	AE-SF-F2- - -30/40/CCT - -

CUSTOMED FINISH EXAMPLES FOR F2 AIR

* Please contact manufacturer for more information and pricing for customized finishes



F2 AIR

LINEAR SUSPENDED FIXTURE

Linear Architectural Lighting

DATE	
PROJECT NAME	
TYPE	
QTY	
ORDERING CODE	AE-SF-F2- - -30/40/CCT - -

LUMEN ESTIMATE

Lumen output varies based on CCT and CRI. An estimate of lumen output of the various CCT/CRI combinations, use correction factors as per table below:


LUMEN ESTIMATE ADJUSTMENT FACTORS				
CCT	2700K	3000K	3500K	4000K
NORMAL(80CRI)	0.91	0.94	0.97	1

PHOTOMETRIC DATA

AE-SF-F2-4-31-30/35/40-BK

4 FEET

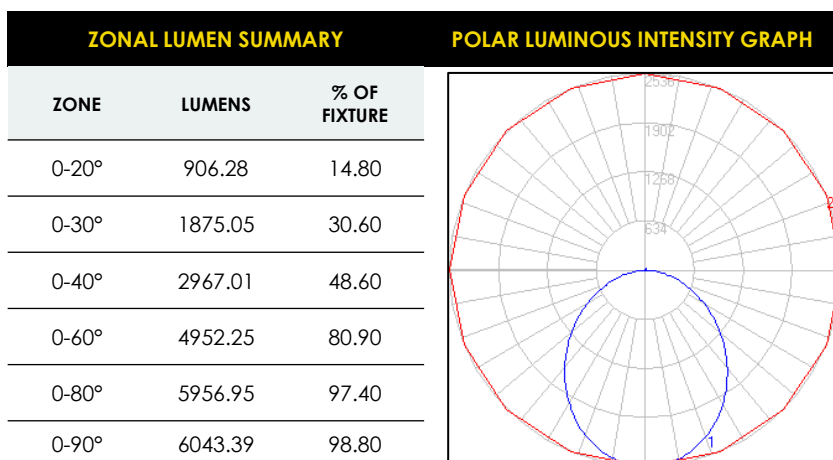
31 WATTS



AE-SF-F2-8-61-30/35/40-BK

8 FEET

61 WATTS



F2 AIR

LINEAR SUSPENDED FIXTURE

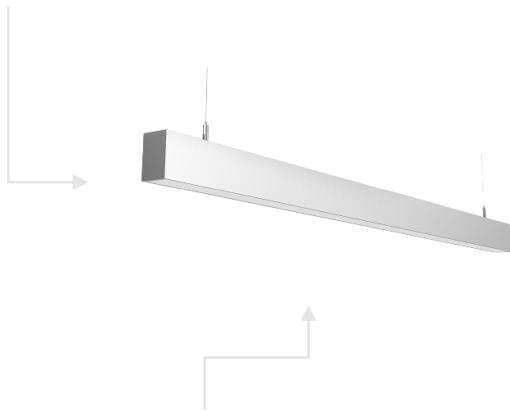
Linear Architectural Lighting

DATE	
PROJECT NAME	
TYPE	
QTY	
ORDERING CODE	AE-SF-F2- - -30/40/CCT - -

OVERVIEW

COLOR SELECTABLE

CCT switch to change between 3 CCT – 3000K, 3500K and 4000K – variations from warm to cool light on field.




CONTINUOUS RUNS

Easily connect multiple fixtures together for continuous mounting configuration with the help of our simple link kits .

MOUNTING

Easy linkable surface mounted fixtures, also available in 3 different shapes – L, T and X shapes – to allow creative designs suspended.



FINISHES

Standard ERALUX finish in black, white and silver options to provide an elegant look to the fixture's housing.

F2 AIR

LINEAR SUSPENDED FIXTURE

Linear Architectural Lighting

DATE					
PROJECT NAME					
TYPE					
QTY					
ORDERING CODE	AE-SF-F2-	-	-30/40/CCT	-	-

Draw your custom shape!

1 square = 1ft

