

MOONRAKER EVOLVE

LINEAR FIXTURES

Led Linear Wraparound Fixture



eralux®



The MOONRAKER EVOLVE series is the economical replacement for linear fixtures. They are available in 4 feet lengths and are designed to meet installation needs for surface mounted requirements. Furthermore, this luminaire offers a performance above 115 LPW at a variety of power and CCT options while showing great versatility in operating voltage from 120-347V.

DATE	
PROJECT NAME	
TYPE	
QTY	
ORDERING CODE	AE-SF-MRE-04-3248N

OPERATING & ELECTRICAL

INPUT VOLTAGE	120-347V
POWER FACTOR	0.9
DIMMING	0-10V
TOTAL HARMONIC DISTORTION (THD)	<20%

PERFORMANCE

LUMENS PER WATT	108~115 LPW at 80CRI
POWER	32W 40W 48W
DISTRIBUTION	Lambertian

MECHANICAL & HOUSING

HOUSING	22-gauge painted sheet metal
LENS	PMMA lens
FINISH	White
POWER SUPPLY	Factory wired electronic LED driver
LED BOARD	LED Array

APPLICATION CONDITION

AMBIENT TEMPERATURE RANGE	-20°C to 45°C
---------------------------	---------------

COMPATIBLE MOUNTING

MOUNTING	Surface Suspension (optional accessories)
----------	---

WARRANTY

SYSTEM WARRANTY – 5 YEARS

Eralux will warrant defective drivers, LEDs and boards for 5 years from the date of purchase. This warranty is valid only if the fixture is installed and used as per installation guides and specifications. If a defect is present, Eralux will send drivers and boards at no fee with a thorough replacement instructions along with instructions on the return of the defective parts back to Eralux.

LUMEN MAINTENANCE – L85 at 50,000 hours

Rated for 85% initial lumen output at more than 50,000 hours of operation, operated at 25°C ambient temperature; per guidelines published by the Illuminating Engineering Society (IES).



"DesignLights Consortium® (DLC) qualified product. Not all versions of this product may be DLC qualified. Please check the DLC Qualified Products List at www.designlights.org/QPL to confirm which versions are qualified"

MOONRAKER EVOLVE

LINEAR FIXTURES

Led Linear Wraparound Fixture

DATE	
PROJECT NAME	
TYPE	
QTY	
ORDERING CODE	AE-SF-MRE-04-3248N

ORDERING GUIDE

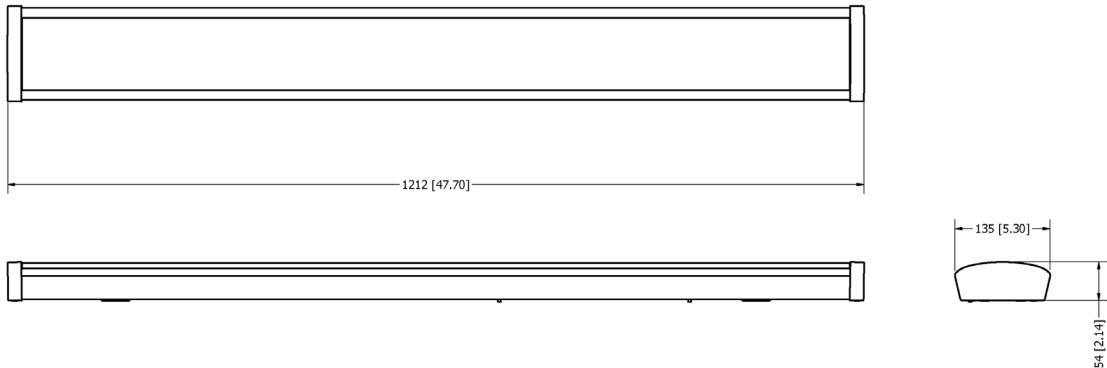
EXAMPLE: AE-SF-MRE-04-3248N

FIXTURE FAMILY	LENGTH	POWER	CCT	CONTROLS
AE-SF-MRE-	04-	3248	N	
AE-SF-MRE Moonraker Evolve linear wraparound fixture 120-347Vac	04 4FT length	3248 Switchable Power 48 watts: 5,520 lumens 40 watts: 4,600 lumens 32 watts: 3,680 lumens	N 80 CRI 3500K, 4000K, 5000K CCT Switchable	[BLANK] 0-10V MS Motion Sensor

CAUTION: If there are multiple fixtures connected to the same 0-10V dimming line, a 0-10V controller must be considered to enable consistent dimming across the fixtures. Failure to do so will lead to inconsistent dimming and behaviors in the fixtures. Single switch is not recommended for controlling multiple fixtures simultaneously.

PRODUCT DIMENSIONS

AE-SF-MRE-04-3248N



TECHNICAL REQUIREMENTS – DLC MODEL

TECHNICAL REQUIREMENTS VERSION	PRODUCT ID	MODEL NUMBER
5.1	PJA8UYAX	AE-SF-MRE-04-3248N

LUMEN ESTIMATE

Lumen output varies based on CCT and CRI. An estimate of lumen output of the various CCT/CRI combinations, use correction factors as per table below:

LUMEN ESTIMATE ADJUSTMENT FACTORS			
CCT	3500K	4000K	5000K
NORMAL (80CRI)	0.97	1	1.03

MOONRAKER EVOLVE

LINEAR FIXTURES

Led Linear Wraparound Fixture

DATE	
PROJECT NAME	
TYPE	
QTY	
ORDERING CODE	AE-SF-MRE-04-3248N

ACCESSORIES

Ordered separately, field installed

EMERGENCY LED DRIVER (BLD-YTXXD-XXX)

BLD-YT08D-XXX

BLD-YT15D-XXX

OUTPUT POWER : 8 WATTS

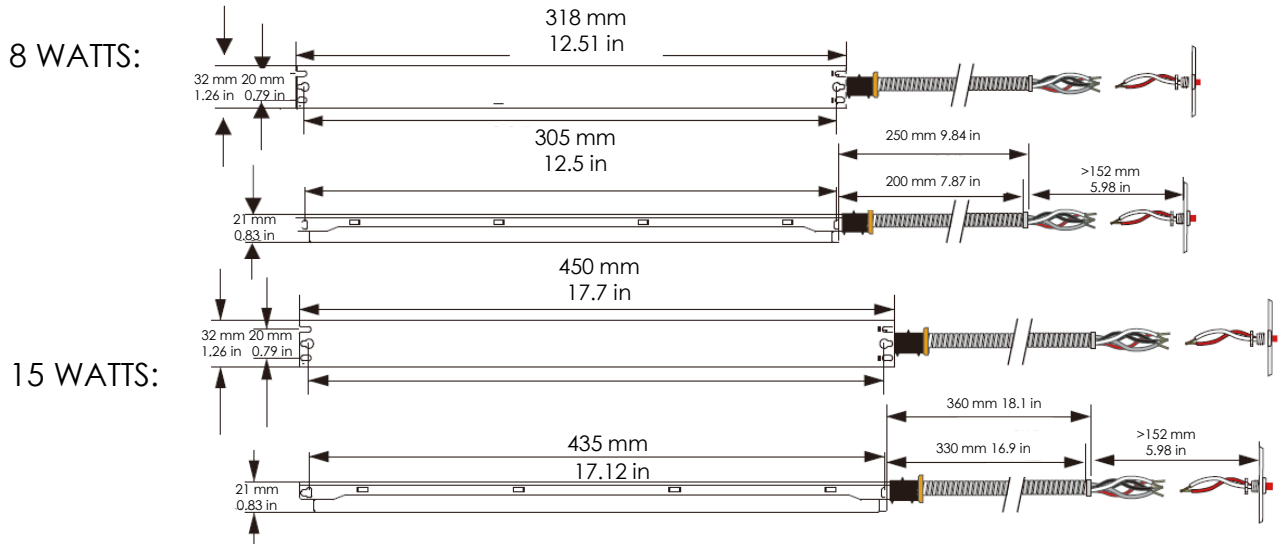
OUTPUT POWER : 15 WATTS



- Easy Wiring
- Certified For CA Title 20
- Constant Power Performance

BLD-YTXXD-XXX LED Emergency Driver is UL listed for field and factory installation that allows the same LED fixture to be used for both normal and emergency operation. In the event of a power failure, the emergency driver switches to emergency mode and operates the fixture for 90 minutes. This module will operate a LED array load at 8W or 15W with constant power at a rated output voltage of 30-60 VDC. The constant power design of BLD-YTXXD-XXX maintains the output wattage to the LED array, providing consistent illumination for the entire emergency runtime. Its slim shape is ideal for use in linear LED lighting fixtures.

DIMENSIONS (inches and mm)



MOONRAKER EVOLVE

LINEAR FIXTURES

Led Linear Wraparound Fixture

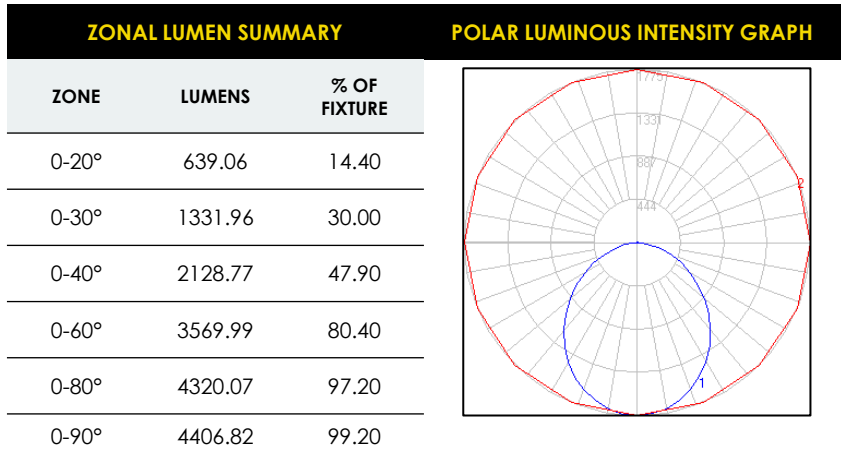
DATE	
PROJECT NAME	
TYPE	
QTY	
ORDERING CODE	AE-SF-MRE-04-3248N

PHOTOMETRIC DATA

AE-SF-MRE-04-3248N (3500K)

40 WATTS

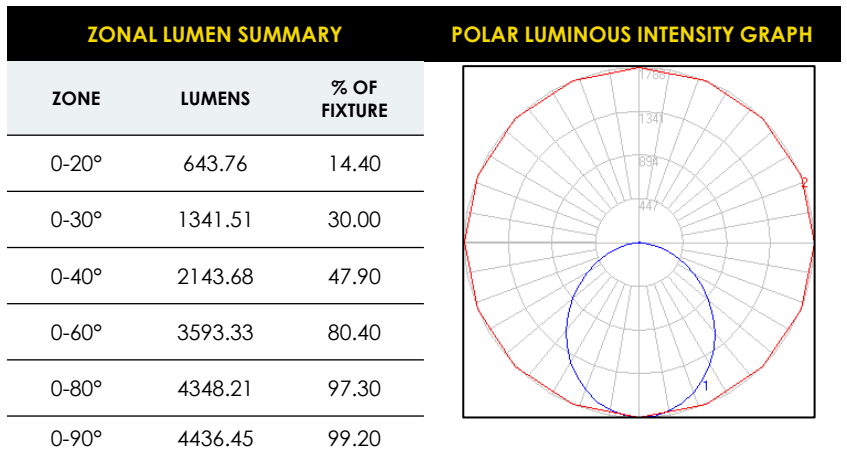
3500K CCT



AE-SF-MRE-04-3248N (5000K)

40 WATTS

5000K CCT



DIMMER COMPATIBILITY LIST

0-10V Dimmer
LUTRON NTSTV-DV
LUTRON NFTV
LUTRON DVTV
LUTRON DVSTV
LEVITON IP710
LEVITON DS710
LEGRAND RH4FBL3PW

MOONRAKER EVOLVE

LINEAR FIXTURES

Led Linear Wraparound Fixture

DATE	
PROJECT NAME	
TYPE	
QTY	
ORDERING CODE	AE-SF-MRE-04-3248N

OVERVIEW



EFFICIENT DESIGN

Constructed from 22-gauge sheet metal enables the Moonraker to have excellent thermal heat dissipation, great structural rigidity, and is a lightweight fixture making the installation a breeze!

HIGH-EFFICACY

Performance up to 115 lumens per watt gives great energy savings for your project space.

