

MOONRAKER EVOLVE

LINEAR FIXTURES

Led Linear Wraparound Fixture



eralux



The MOONRAKER EVOLVE series is the economical replacement for linear fixtures. They are available in 4 foot lengths and are designed to meet installation needs for surface mounted requirements. Furthermore, this luminaire offers a performance above 115 LPW at a variety of power and CCT options while showing great versatility in operating voltage from 120-347V.

DATE	
PROJECT NAME	
TYPE	
QTY	
ORDERING CODE	AE-SF-MRE-04-3248N

OPERATING & ELECTRICAL

INPUT VOLTAGE	120-347V
POWER FACTOR	0.9
DIMMING	0-10V
TOTAL HARMONIC DISTORTION (THD)	<20%

PERFORMANCE

LUMENS PER WATT	108~115 LPW at 80CRI
POWER	32W 40W 48W
DISTRIBUTION	Lambertian

MECHANICAL & HOUSING

HOUSING	22-gauge painted sheet metal
LENS	PMMA lens
FINISH	White
POWER SUPPLY	Factory wired electronic LED driver
LED BOARD	LED Array

APPLICATION CONDITION

AMBIENT TEMPERATURE RANGE	-20°C to 45°C
---------------------------	---------------

COMPATIBLE MOUNTING

MOUNTING	Surface Suspension (optional accessories)
----------	---

WARRANTY

SYSTEM WARRANTY – 5 YEARS

Eralux will warrant defective drivers, LEDs and boards for 5 years from the date of purchase. This warranty is valid only if the fixture is installed and used as per installation guides and specifications. If a defect is present, Eralux will send drivers and boards at no fee with a thorough replacement instructions along with instructions on the return of the defective parts back to Eralux.

LUMEN MAINTENANCE – L85 at 50,000 hours

Rated for 85% initial lumen output at more than 50,000 hours of operation, operated at 25°C ambient temperature; per guidelines published by the Illuminating Engineering Society (IES).



"Not all product variations listed on this page are DLC qualified with the LUNA designation. Visit <https://qpl.designlights.org/> to confirm qualification."

MOONRAKER EVOLVE

LINEAR FIXTURES

Led Linear Wraparound Fixture

DATE	
PROJECT NAME	
TYPE	
QTY	
ORDERING CODE	AE-SF-MRE-04-3248N

ORDERING GUIDE

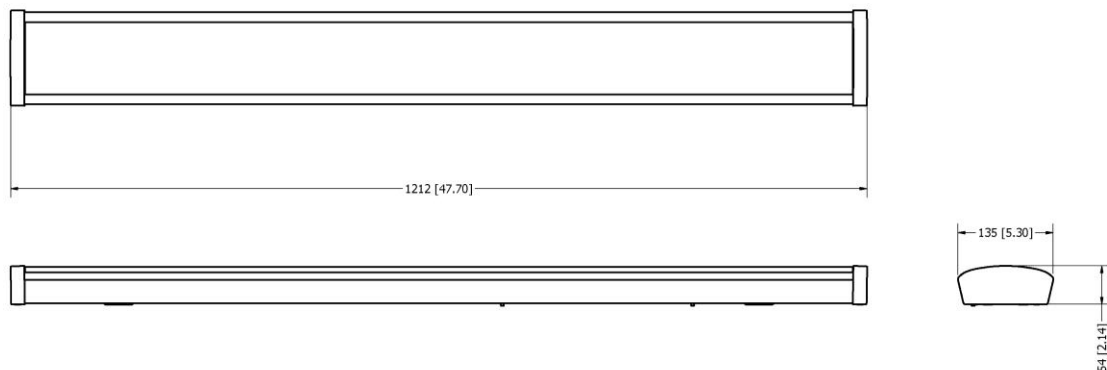
EXAMPLE: AE-SF-MRE-04-3248N

FIXTURE FAMILY	LENGTH	POWER	CCT
AE-SF-MRE-	04-	3248	N
AE-SF-MRE Moonraker Evolve linear wraparound fixture 120-347Vac	04 4FT length	3248 Switchable Power 48 watts: 5,520 lumens 40 watts: 4,600 lumens 32 watts: 3,680 lumens	N 80 CRI 3500K, 4000K, 5000K CCT Switchable

CAUTION: If there are multiple fixtures connected to the same 0-10V dimming line, a 0-10V controller must be considered to enable consistent dimming across the fixtures. Failure to do so will lead to inconsistent dimming and behaviors in the fixtures. Single switch is not recommended for controlling multiple fixtures simultaneously.

PRODUCT DIMENSIONS

AE-SF-MRE-04-3248N



TECHNICAL REQUIREMENTS – DLC MODEL

TECHNICAL REQUIREMENTS VERSION	PRODUCT ID	MODEL NUMBER
5.1	PJA8UYAX	AE-SF-MRE-04-3248N

MOONRAKER EVOLVE

LINEAR FIXTURES

Led Linear Wraparound Fixture

DATE	
PROJECT NAME	
TYPE	
QTY	
ORDERING CODE	AE-SF-MRE-04-3248N

LUMEN ESTIMATE

Lumen output varies based on CCT and CRI. An estimate of lumen output of the various CCT/CRI combinations, use correction factors as per table below:

LUMEN ESTIMATE ADJUSTMENT FACTORS

CCT	3500K	4000K	5000K
NORMAL (80CRI)	0.97	1	1.03

PHOTOMETRIC DATA

AE-SF-MRE-04-3248N (3500K)

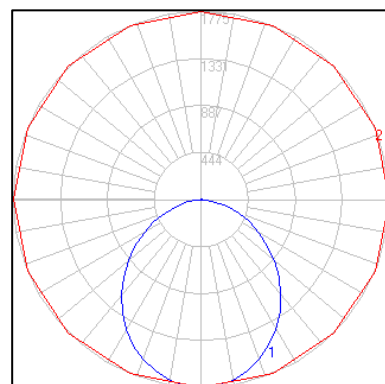
40 WATTS

3500K CCT

ZONAL LUMEN SUMMARY

ZONE	LUMENS	% OF FIXTURE
0-20°	639.06	14.40
0-30°	1331.96	30.00
0-40°	2128.77	47.90
0-60°	3569.99	80.40
0-80°	4320.07	97.20
0-90°	4406.82	99.20

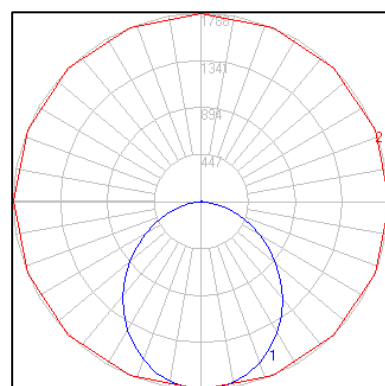
POLAR LUMINOUS INTENSITY GRAPH



ZONAL LUMEN SUMMARY

ZONE	LUMENS	% OF FIXTURE
0-20°	643.76	14.40
0-30°	1341.51	30.00
0-40°	2143.68	47.90
0-60°	3593.33	80.40
0-80°	4348.21	97.30
0-90°	4436.45	99.20

POLAR LUMINOUS INTENSITY GRAPH



AE-SF-MRE-04-3248N (5000K)

40 WATTS

5000K CCT

MOONRAKER EVOLVE

LINEAR FIXTURES

Led Linear Wraparound Fixture

DATE	
PROJECT NAME	
TYPE	
QTY	
ORDERING CODE	AE-SF-MRE-04-3248N

OVERVIEW

EFFICIENT DESIGN

Constructed from 22-gauge sheet metal enables the Moonraker to have excellent thermal heat dissipation, great structural rigidity, and is a lightweight fixture making the installation a breeze!

HIGH-EFFICACY

Performance up to 115 lumens per watt gives great energy savings for your project space.

