

Rocksteady

OUTDOOR PRODUCTS BOLLARD

Rocksteady is a round bollard with cone reflector dome head that features outstanding photometric performance, uniform illumination, low-profile design, high efficacy, long lifespan, and easy installation. It is made of die-cast aluminum housing with UV resistant powder coat finish offers outstanding corrosion protection. Shredded is designed for landscape lighting places, and it is suitable for all kinds of indoor and outdoor garden environment lighting. These fixtures are ideal for retail centers, industrial parks, schools and universities, public transit and airports, office buildings and medical facilities.



eralux®



DATE	
PROJECT NAME	
TYPE	
QTY	
ORDERING CODE	AE-OD-RS -CA -24W -TCP -70 -BK

OPERATING & ELECTRICAL

INPUT VOLTAGE	120-347 Vac
POWER FACTOR	0.9
DIMMING	0-10V dimming
TOTAL HARMONIC DISTORTION (THD)	<20%

PERFORMANCE

LEMENS PER WATT	150 LPW at 70CRI
POWER CONSUMPTION	24/19/14W
BEAM ANGLE	360°

MECHANICAL & HOUSING

SIZE	40" height
HOUSING	Corrosion-resistant aluminum-cast housing
LENS	polycarbonate lens with cone reflector
FINISH	UV resistant powder coat Black finish offers outstanding corrosion Protection

APPLICATION CONDITION

AMBIENT TEMPERATURE RANGE	-40 °C to 45°C
PROTECTION	IP65 rated Surge Protector 10KV

COMPATIBLE MOUNTING

MOUNTING	Concrete anchor mounted on aluminum-cast plate
----------	------------------------------------------------

WARRANTY

SYSTEM WARRANTY – 5 YEARS

Eralux will warrant defective drivers, LEDs and boards for 5 years from the date of purchase. This warranty is valid only if the fixture is installed and used as per installation guides and specifications. If a defect is present, Eralux will send drivers and boards at no fee with a thorough replacement instructions along with instructions on the return of the defective parts back to Eralux.

LUMEN MAINTENANCE – L70 at 50,000 hours

Rated for 70% initial lumen output at 50,000 hours of operation, operated at 25°C ambient temperature; per guidelines published by the Illuminating Engineering Society (IES)

DATE						
PROJECT NAME						
TYPE						
QTY						
ORDERING CODE	AE-OD-RS	-CA	-24W	-TCP	-70	-BK

ORDERING GUIDE

EXAMPLE: AE-OD-RS-CA-24W-TCP-70-BK

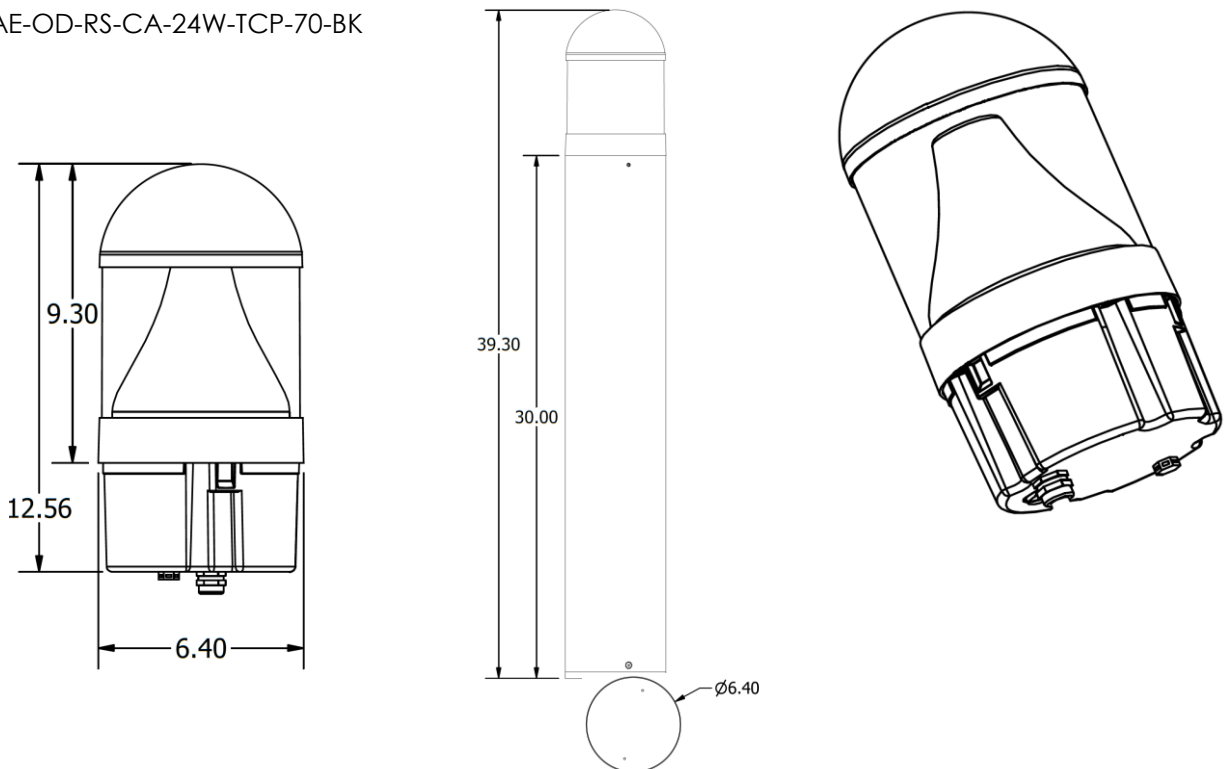
FIXTURE FAMILY	INPUT VOLTAGE	POWER	CCT	CRI	FINISH
AE-OD-RS	-CA	-24W	-TCP	-70	-BK
AE-OD-RS Outdoor products Rocksteady Bollard Fixture	-CA 120-347Vac Input voltage range	-24W Power switchable 24/19/14W 3600/2850/2100lm	-TCP CCT Selectable 3000/4000/5000K	-70 70 CRI	-BK powder coat black

DLC MODELS

PRODUCT ID	DLC MODEL
S-XRY255	AE-OD-RS-CA-24W-TCP-Y-ZZ

PRODUCT DIMENSIONS (in inches)

AE-OD-RS-CA-24W-TCP-70-BK



DATE						
PROJECT NAME						
TYPE						
QTY						
ORDERING CODE	AE-OD-RS	-CA	-24W	-TCP	-70	-BK

LUMEN ESTIMATE

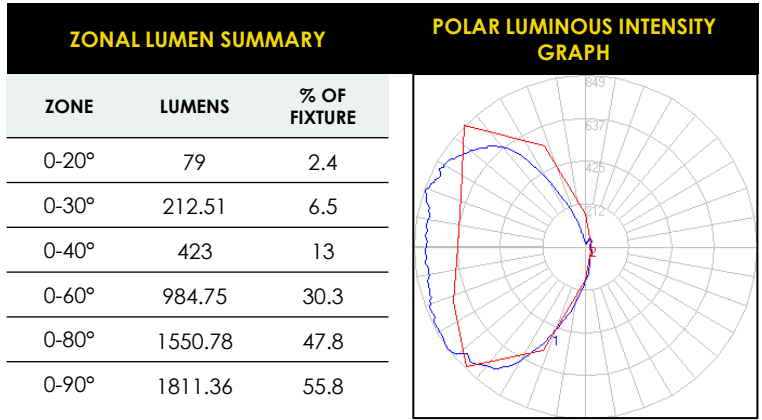
Lumen output varies based on CCT and CRI. An estimate of lumen output of the various CCT/CRI combinations, use correction factors as per table below:

LUMEN ESTIMATE ADJUSTMENT FACTORS

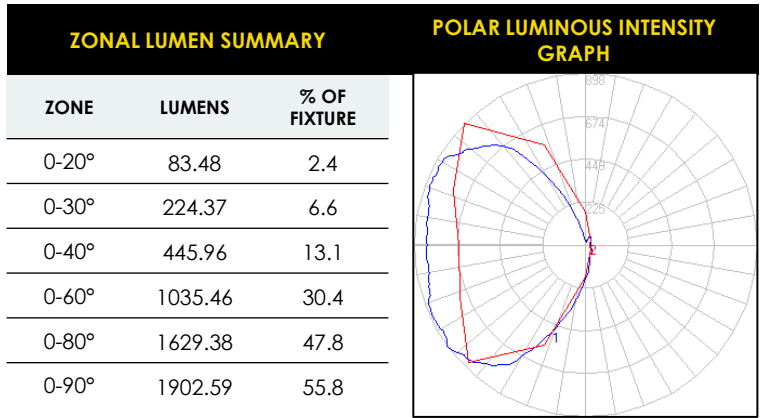
CCT	3000K	4000K	5000K
70CRI	1	1.06	1.09

PHOTOMETRIC DATA

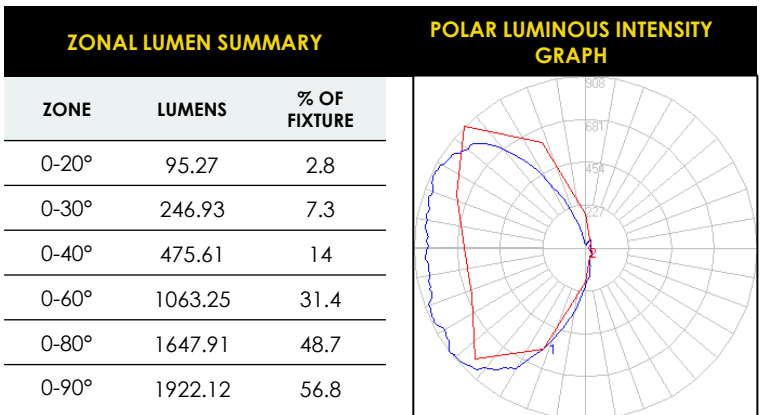
AE-OD-RS-CA-24W-TCP-70-BK
 24 WATT
 3000K CCT



AE-OD-RS-CA-24W-TCP-70-BK
 24 WATT
 4000K CCT



AE-OD-RS-CA-24W-TCP-70-BK
 24 WATT
 5000K CCT



DATE						
PROJECT NAME						
TYPE						
QTY						
ORDERING CODE	AE-OD-RS	-CA	-24W	-TCP	-70	-BK

OVERVIEW

MULTIPLE OPTIONS

Available in multiple CCT and power. It comes with 3 different selectable CCT 3000, 4000, and 5000K. Also, with three power selection; 14, 19 and 24W.



INTEGRATED PHOTOCELL

This fixture comes with an integrated photocell. This saves energy by lighting the fixture in darkness.

PREMIUM MATERIALS

This round bollard is made of die-cast aluminum housing for enhanced thermal heat dissipation and structural integrity.

CORROSION RESISTANT FINISH

UV resistant powder coat finish offers outstanding corrosion protection.

CONE REFLECTOR

the aluminum cone is designed to reflect the light coming from the led to the outside causing a uniform distribution.

