

# ALPS EVOLVE 1% DIM



eralux®



## RECESSED COMMERCIAL LUMINAIRES

Flat Panel

The ALPS Evolve 1% DIM series is a backlit panel product designed with optimum LED placement to ensure a uniformly lit diffuser. It features a switchable CCT, and power package enable an endless flexibility at the install site. The average 130LPW performance also makes the ALPs an ideal replacement for any existing recessed commercial ceiling products. What makes that troffer special is the ability to Dim to 1%.

DATE			
PROJECT NAME			
TYPE			
QTY			
ORDERING CODE	AE-RC-APB-XXW	-	H-03-1DIM

### OPERATING & ELECTRICAL

INPUT VOLTAGE	120-347V
POWER FACTOR	0.9
DIMMING	0-10V
TOTAL HARMONIC DISTORTION (THD)	<20%

### PERFORMANCE

LUMENS PER WATT	125 LPW at 80CRI
POWER	20 to 50 W
CCT	35/40/50K
BEAM ANGLE	Lambertian

### MECHANICAL & HOUSING

HOUSING	Aluminum frame
LENS	Enhanced quality diffuser ensures high efficiency light output for a clean, evenly illuminated surface
FINISH	White
POWER SUPPLY	Factory wired electronic LED driver
LED BOARD	LED array

### APPLICATION CONDITION

AMBIENT TEMPERATURE RANGE	-20 °C to 45°C
PROTECTION	Dry rated

### COMPATIBLE MOUNTING

MOUNTING	DX, DXT Grid, surface mount
----------	-----------------------------

### WARRANTY

#### SYSTEM WARRANTY – 5 YEARS

Eralux will warrant defective drivers, LEDs and boards for 5 years from the date of purchase. This warranty is valid only if the fixture is installed and used as per installation guides and specifications. If a defect is present, Eralux will send drivers and boards at no fee with a thorough replacement instructions along with instructions on the return of the defective parts back to Eralux.

#### LUMEN MAINTENANCE – L70 at 50,000 hours

Rated for 70% initial lumen output at 50,000 hours of operation, operated at 25°C ambient temperature; per guidelines published by the Illuminating Engineering Society (IES).

# ALPS EVOLVE 1% DIM

RECESSED COMMERCIAL LUMINAIRES

Flat Panel

DATE	
PROJECT NAME	
<b>TYPE</b>	
QTY	
ORDERING CODE	AE-RC-APB-XXW - H-03-1DIM

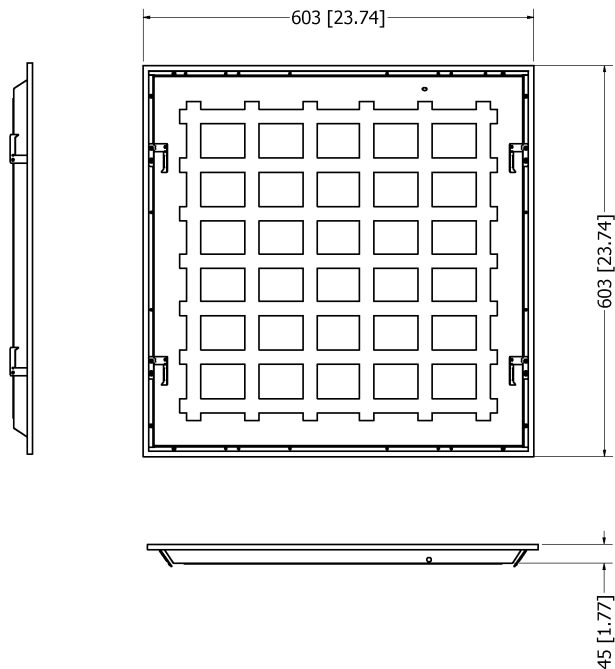
## ORDERING GUIDE

EXAMPLE: AE-RC-APB-XXW14-28CDM-H-03-1DIM

FIXTURE FAMILY	POWER	SIZE	CONTROLS	INPUT VOLTAGE
<b>AE-RC-APB</b>	<b>-XXW</b>		<b>-</b>	<b>H-03-1DIM</b>
<b>AE-RC-APB</b> ALPS E3 commercial office backlit panel	<b>-XXW</b> 2x4: 40-50-60W 2x2: 25-30-40W 1X4: 25-30-40W  <b>CCT Selectable:</b> 3500/4000/5000K	<b>22</b> 2'x2' housing 3,650-4,290-5,480 lumens	<b>-28CDM</b> 0-10V external dimming down to 1%	120-347Vac Dimming Down to 1%
		<b>24</b> 2'x4' housing 5,440-6,650-7,800 lumens	<b>-28CDS</b> 0-10V external dimming down to 1%	
		<b>14</b> 1'x4' housing 3,400-3,990-5,200 lumens		

## PRODUCT DIMENSIONS

2x2



# ALPS EVOLVE 1% DIM

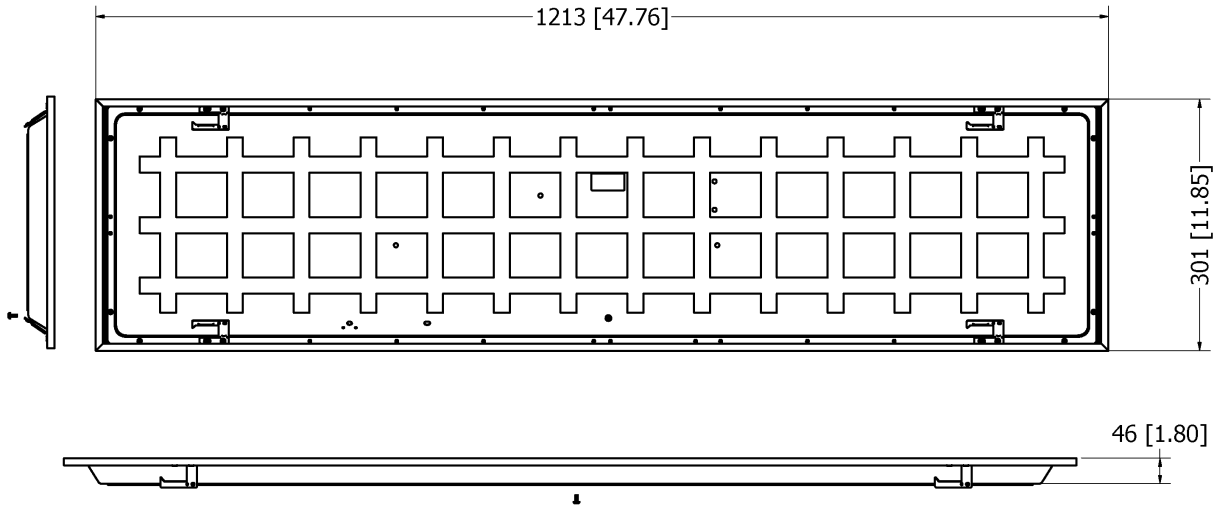
RECESSED COMMERCIAL LUMINAIRES

Flat Panel

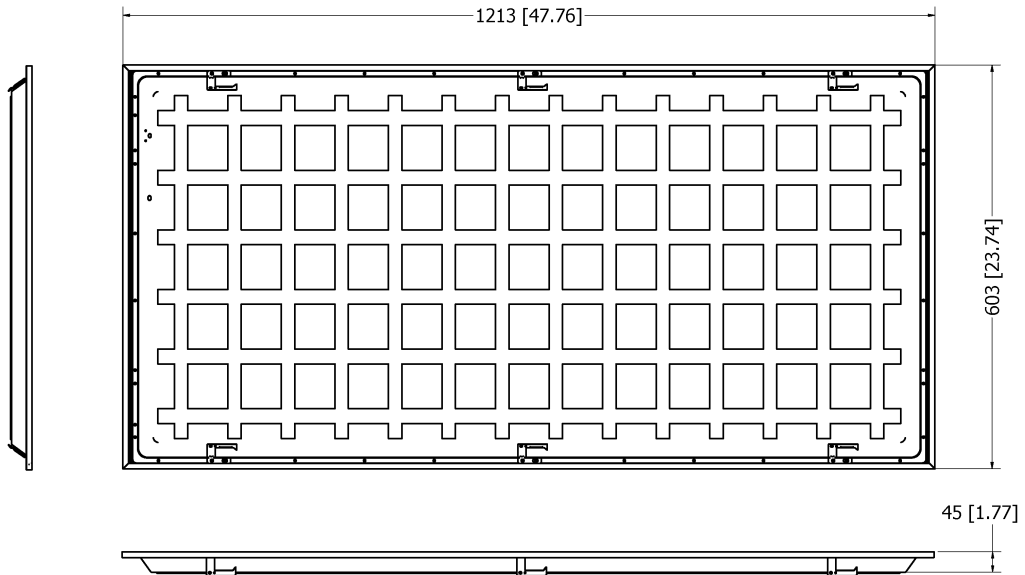
DATE			
PROJECT NAME			
<b>TYPE</b>			
QTY			
ORDERING CODE	AE-RC-APB-XXW	-	H-03-1DIM

## PRODUCT DIMENSIONS

**1x4**



**2x4**



# ALPS EVOLVE 1% DIM

RECESSED COMMERCIAL LUMINAIRES

Flat Panel

DATE			
PROJECT NAME			
<b>TYPE</b>			
QTY			
ORDERING CODE	AE-RC-APB-XXW	-	H-03-1DIM

## ACCESSORIES

Ordered separately, field installed


### GYPSUM KIT

Recessed Gypsum



### SURFACE MOUNT KIT

DX,DXT GRID, Surface Mount  
2 INCH Thick



### DIMENSIONS

LENGTH	LENGTH	WIDTH	HEIGHT
2 X 4	1247 mm 49.1"	638 mm 25.1"	38mm 1.5"
2 X 2	638 mm 25.1"	638 mm 25.1"	38mm 1.5"
1 X 4	1247 mm 49.1"	338 mm 13.3"	38mm 1.5"


### ORDERING CODE

AE-RC-MBGYPK1X4

AE-RC-MBGYPK2X2

AE-RC-MBGYPK2X4

3 INCH Thick



### DIMENSIONS

LENGTH	LENGTH	WIDTH	HEIGHT
2 X 4	1219 mm 48"	609 mm 24"	50 mm 2"
2 X 2	609 mm 24"	609mm 24"	50mm 2"
1 X 4	1219 mm 48"	309 mm 12.2"	50 mm 2"

### ORDERING CODE

AE-RC-MBSMK14

AE-RC-MBSMK22

AE-RC-MBSMK24

### DIMENSIONS

LENGTH	LENGTH	WIDTH	HEIGHT
2 X 4	1219 mm 48"	609 mm 24"	74 mm 2.91"
2 X 2	609 mm 24"	609mm 24"	74 mm 2.91"
1 X 4	1219 mm 48"	309 mm 12.2"	74 mm 2.91"

### ORDERING CODE

AE-RC-MSMK14

AE-RC-MSMK22

AE-RC-MSMK24

### HANGING KIT



### ORDERING CODE

AE-RC-MB-HK

RECESSED COMMERCIAL LUMINAIRES

Flat Panel

DATE			
PROJECT NAME			
<b>TYPE</b>			
QTY			
ORDERING CODE	AE-RC-APB-XXW	-	H-03-1DIM

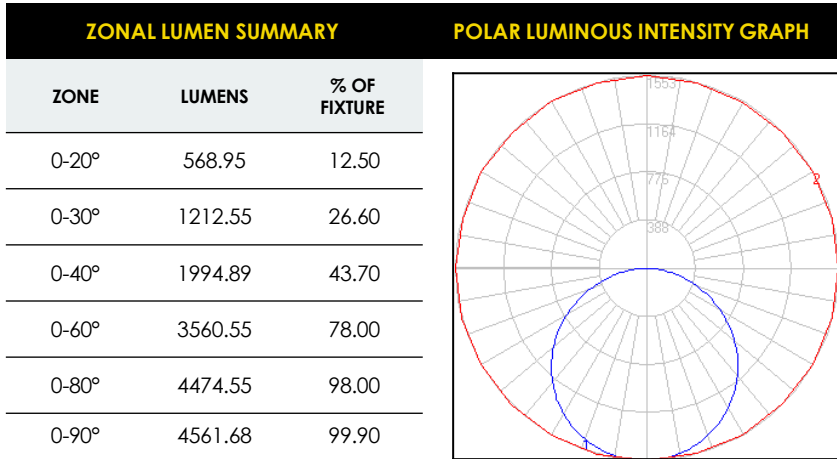
**LUMEN ESTIMATE**

Lumen output varies based on CCT and CRI. An estimate of lumen output of the various CCT/CRI combinations, use correction factors as per table below:

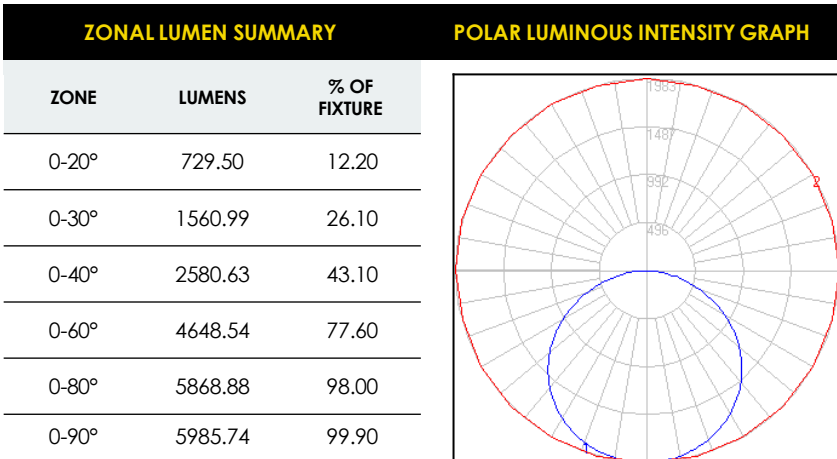
LUMEN ESTIMATE ADJUSTMENT FACTORS				
CCT	3000K	3500K	4000K	5000K
PREMIUM (80CRI)	0.94	0.97	1	1.03

**PHOTOMETRIC DATA**

AE-RC-APB-35W22-28CDMH-01 (3000K)



AE-RC-APB-40W24-28CDMH-01 (5000K)



# ALPS EVOLVE 1% EVOLVE

RECESSED COMMERCIAL LUMINAIRES

Flat Panel

DATE			
PROJECT NAME			
<b>TYPE</b>			
QTY			
ORDERING CODE	AE-RC-APB-XXW	-	H-03-1DIM

## OVERVIEW

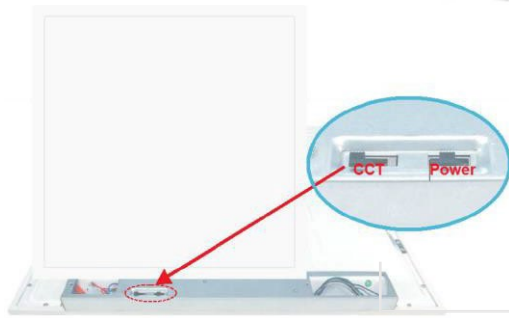
### VOLTAGE RATING

Multiple input voltage ratings, 120-277Vac or 120-347Vac, perfect for both American and Canadian Markets.



### MULTIPLE PACKAGES

Select from the standard 0-10V dimming model or add the additional 90-minute emergency battery back-up kit.



### THIN PROFILE

Ultra-thin housing with polystyrene reflector enable the 2nd generation Alps fixture to be extremely lightweight while providing an elegant appearance.

### DIMMING

DIMMING UP TO 1%.

