

ALPS HYDRO SERIES

RECESSED COMMERCIAL LUMINAIRES

Flat Panel

The ALPS series is a backlit panel product designed with optimum LED placement to ensure a uniformly lit diffuser. It features a switchable CCT, and power package enable an endless flexibility at the install site. Wet rated IP65 from below ceiling line, suitable for wet location, capable of being sprayed from the bottom.



eralux®

IP65



DATE				
PROJECT NAME				
TYPE				
QTY				
ORDERING CODE	PL		-	-A3C3-M-P

OPERATING & ELECTRICAL

INPUT VOLTAGE	120-347V
POWER FACTOR	0.9
DIMMING	0-10V
TOTAL HARMONIC DISTORTION (THD)	<20%

PERFORMANCE

LUMENS PER WATT	125 LPW at 80CRI
POWER	25 to 50 W
CCT SWITCHABLE	35/40/50
BEAM ANGLE	Lambertian

MECHANICAL & HOUSING

HOUSING	Aluminum frame
LENS	Enhanced quality diffuser ensures high efficiency light output for a clean, evenly illuminated surface
FINISH	White
POWER SUPPLY	Factory wired electronic LED driver
LED BOARD	LED array

APPLICATION CONDITION

AMBIENT TEMPERATURE RANGE	-20 °C to 45°C
PROTECTION	IP65 Wet rated from below ceiling line

COMPATIBLE MOUNTING

MOUNTING	DX, DXT Grid, Surface Mount
----------	-----------------------------

WARRANTY

SYSTEM WARRANTY – 5 YEARS

Eralux will warrant defective drivers, LEDs and boards for 5 years from the date of purchase. This warranty is valid only if the fixture is installed and used as per installation guides and specifications. If a defect is present, Eralux will send drivers and boards at no fee with a thorough replacement instructions along with instructions on the return of the defective parts back to Eralux.

LUMEN MAINTENANCE – L70 at 50,000 hours

Rated for 70% initial lumen output at 50,000 hours of operation, operated at 25°C ambient temperature; per guidelines published by the Illuminating Engineering Society (IES).

ALPS HYDRO SERIES

RECESSED COMMERCIAL LUMINAIRES

Flat Panel

DATE				
PROJECT NAME				
TYPE				
QTY				
ORDERING CODE	PL		-	-A3C3-M-P

ORDERING GUIDE

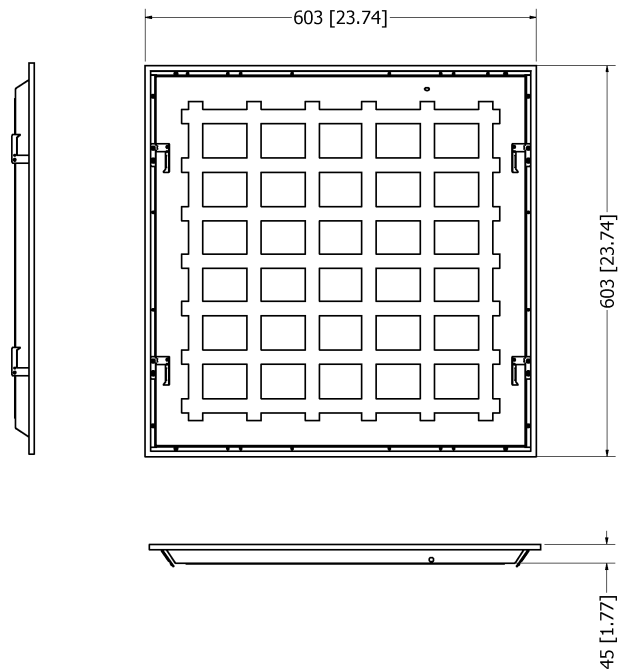
EXAMPLE: PL1X4-40W-A3C3-M-P

FIXTURE FAMILY	SIZE	POWER	CCT	INPUT VOLTAGE	CONTROLS
PL		-	-A3C3	-M	-P
PL ALPS Hydro series commercial office backlit panel	22 2'x2' housing	-40W 25/30/40W: Up to 5,000 lumens	-A3C3 CCT selectable: 3500K/4000K/5000K	-M 120 – 347 Vac	-P 0 – 10V dimming
	14 1'x4' housing				
	24 2'x4' housing	-50W 30/40/50W: Up to 6,250 lumens			

*IP65 rated from below ceiling line

PRODUCT DIMENSIONS

2x2



ALPS HYDRO SERIES

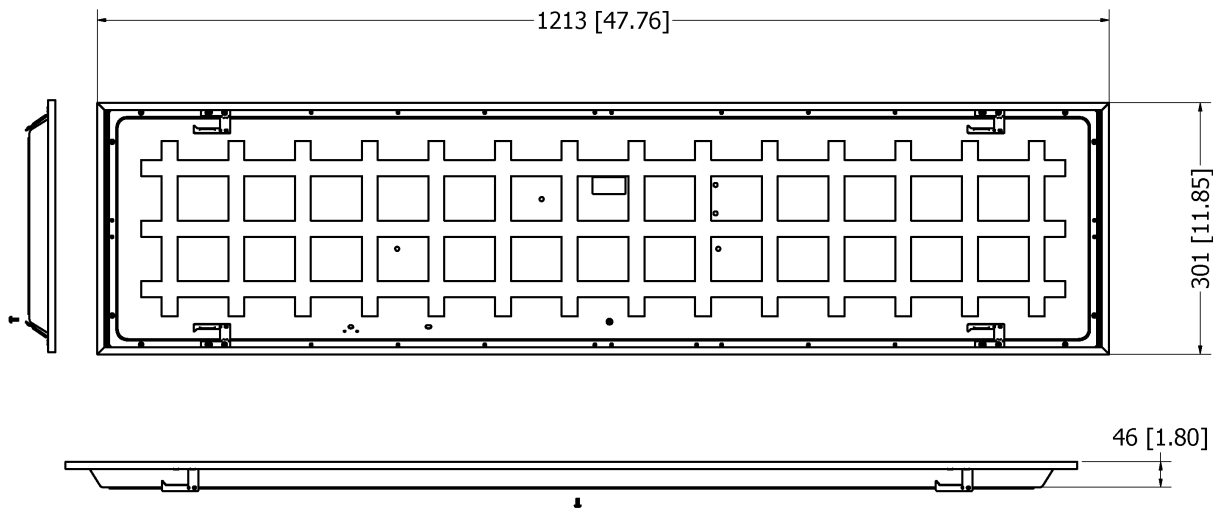
RECESSED COMMERCIAL LUMINAIRES

Flat Panel

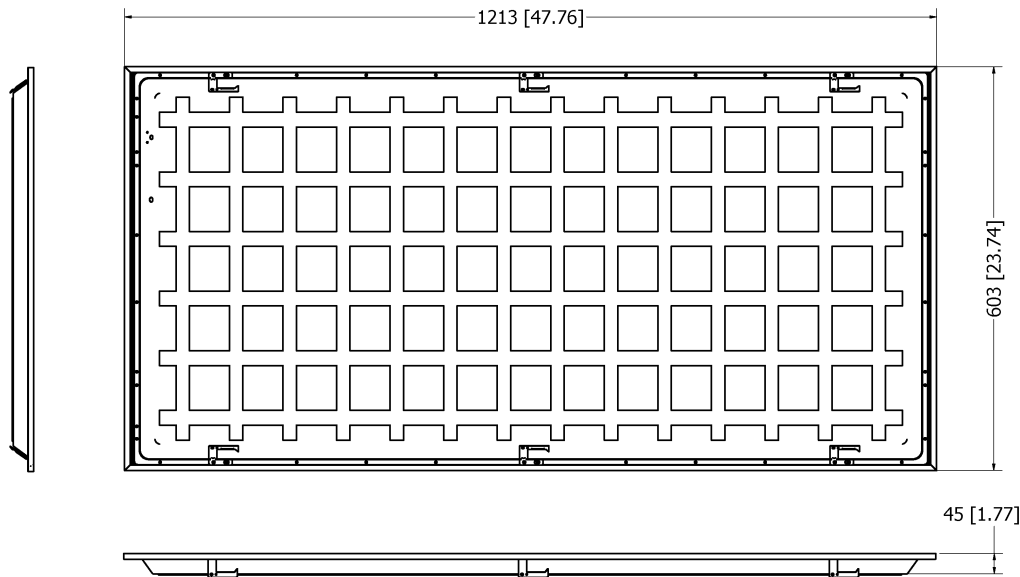
DATE				
PROJECT NAME				
TYPE				
QTY				
ORDERING CODE	PL		-	-A3C3-M-P

PRODUCT DIMENSIONS

1x4



2x4



ALPS EVOLVE SERIES

RECESSED COMMERCIAL LUMINAIRES

Flat Panel

DATE	
PROJECT NAME	
TYPE	
QTY	
ORDERING CODE	AE-RC-APB-XXW - H-02

ACCESSORIES

Ordered separately, field installed

GYPSUM KIT

Recessed Gypsum



DIMENSIONS

LENGTH	LENGTH	WIDTH	HEIGHT
2 X 4	1247 mm 49.1"	638 mm 25.1"	38mm 1.5"
2 X 2	638 mm 25.1"	638 mm 25.1"	38mm 1.5"
1 X 4	1247 mm 49.1"	338 mm 13.3"	38mm 1.5"

ORDERING CODE


AE-RC-MBGYPK1X4

AE-RC-MBGYPK2X2

AE-RC-MBGYPK2X4

SURFACE MOUNT KIT

DX,DXT GRID, Surface Mount



DIMENSIONS

LENGTH	LENGTH	WIDTH	HEIGHT
2 X 4	1219 mm 48"	609 mm 24"	50 mm 2"
2 X 2	609 mm 24"	609mm 24"	50mm 2"
1 X 4	1219 mm 48"	309 mm 12.2"	50 mm 2"

ORDERING CODE

AE-RC-MBSMK14

AE-RC-MBSMK22

AE-RC-MBSMK24

HANGING KIT



ORDERING CODE

AE-RC-MB-HK

ALPS HYDRO SERIES

RECESSED COMMERCIAL LUMINAIRES

Flat Panel

DATE	
PROJECT NAME	
TYPE	
QTY	
ORDERING CODE	PL - -A3C3-M-P

LUMEN ESTIMATE

Lumen output varies based on CCT and CRI. An estimate of lumen output of the various CCT/CRI combinations, use correction factors as per table below:

LUMEN ESTIMATE ADJUSTMENT FACTORS				
CCT	3000K	3500K	4000K	5000K
PREMIUM (80CRI)	0.94	0.97	1	1.03

PHOTOMETRIC DATA

PL2X2-40W-A3C3-M-P
40 WATTS
2 FT * 2FT
CCT SELECTABLE : 3500/4000/5000

ZONAL LUMEN SUMMARY			POLAR LUMINOUS INTENSITY GRAPH
ZONE	LUMENS	% OF FIXTURE	
0-20°	635.99	12.50	
0-30°	1353.29	26.60	
0-40°	2222.29	43.70	
0-60°	3952.24	77.70	
0-80°	4952.24	97.40	
0-90°	5058.09	99.50	

PL1*4-40W-A3C3-M-P
40 WATTS
1 FT * 4 FT
CCT SELECTABLE : 3500/4000/5000

ZONAL LUMEN SUMMARY			POLAR LUMINOUS INTENSITY GRAPH
ZONE	LUMENS	% OF FIXTURE	
0-20°	423.26	12.50	
0-30°	900.73	26.60	
0-40°	1479.53	43.80	
0-60°	2631.93	77.80	
0-80°	3295.32	97.50	
0-90°	3364.35	99.50	

ALPS HYDRO SERIES

RECESSED COMMERCIAL LUMINAIRES

Flat Panel

DATE				
PROJECT NAME				
TYPE				
QTY				
ORDERING CODE	PL		-	-A3C3-M-P

OVERVIEW

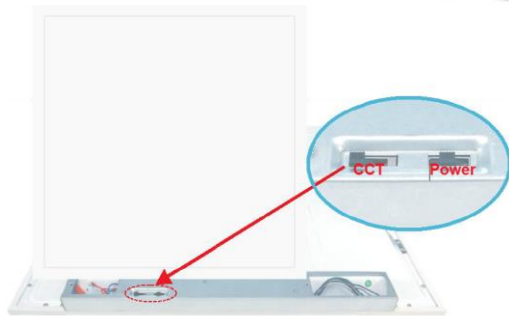
VOLTAGE RATING

Multiple input voltage ratings, 120-277Vac or 120-347Vac, perfect for both American and Canadian Markets.



MULTIPLE PACKAGES

Select from the standard 0-10V dimming model or add the additional 90-minute emergency battery back-up kit.



THIN PROFILE

Ultra-thin housing with polystyrene reflector enable the 2nd generation Alps fixture to be extremely lightweight while providing an elegant appearance.

IP65 RATED

Wet rated from below ceiling line

