

BEBOP

OUTDOOR PRODUCTS BOLLARD

Bebop is a dome louvered top Round bollard that features outstanding photometric performance, uniform illumination, low-profile design, high efficacy, long lifespan, and easy installation. It is made of die-cast aluminum housing with UV resistant powder coat finish offers outstanding corrosion protection. Shredded is designed for landscape lighting places, and it is suitable for all kinds of indoor and outdoor garden environment lighting. These fixtures are ideal for retail centers, industrial parks, schools and universities, public transit and airports, office buildings and medical facilities.



eralux®



DATE

PROJECT NAME

TYPE

QTY

ORDERING
CODE

AE-OD-BE

-CA

-24W

-TCP

-70

-BK

OPERATING & ELECTRICAL

INPUT VOLTAGE 120-347 Vac

POWER FACTOR 0.9

DIMMING 0-10V dimming

TOTAL HARMONIC
DISTORTION (THD) <20%

PERFORMANCE

LEMENS PER WATT 150 LPW at 70CRI

POWER
CONSUMPTION 24/19/14W

BEAM ANGLE 360°

MECHANICAL & HOUSING

SIZE 42" height

HOUSING Corrosion-resistant aluminum-cast
housing

LENS polycarbonate lens with internal
louvers

FINISH UV resistant powder coat Black
finish offers outstanding corrosion
Protection

APPLICATION CONDITION

AMBIENT TEMPERATURE
RANGE -40 °C to 45°C

PROTECTION IP65 rated
Surge Protector 10KV

COMPATIBLE MOUNTING

MOUNTING Concrete anchor mounted on
aluminum-cast plate

WARRANTY

SYSTEM WARRANTY – 5 YEARS

Eralux will warrant defective drivers, LEDs and boards for 5 years from the date of purchase. This warranty is valid only if the fixture is installed and used as per installation guides and specifications. If a defect is present, Eralux will send drivers and boards at no fee with a thorough replacement instructions along with instructions on the return of the defective parts back to Eralux.

LUMEN MAINTENANCE – L70 at 50,000 hours

Rated for 70% initial lumen output at 50,000 hours of operation, operated at 25°C ambient temperature; per guidelines published by the Illuminating Engineering Society (IES)

DATE	
PROJECT NAME	
TYPE	
QTY	
ORDERING CODE	AE-OD-BE -CA -24W -TCP -70 -BK

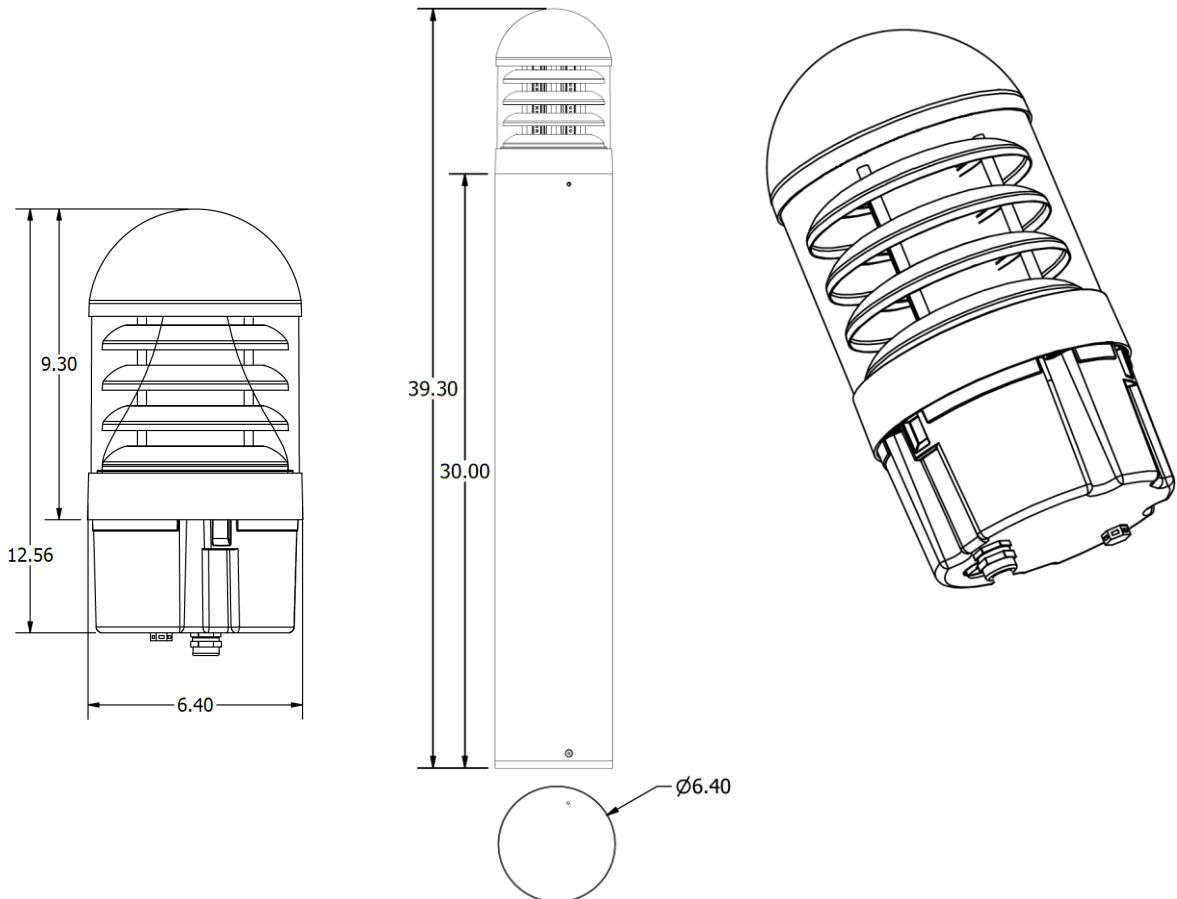
ORDERING GUIDE

EXAMPLE: AE-OD-BE-CA-24W-TCP-70-BK

FIXTURE FAMILY	INPUT VOLTAGE	POWER	CCT	CRI	FINISH
AE-OD-BE	-CA	-24W	-TCP	-70	-BK
AE-OD-BE Outdoor products Shredder Bollard Fixture	-CA 120-347Vac Input voltage range	-24W Power switchable 24/19/14W 3600/2850/2100lm	-TCP CCT Selectable 3000/4000/5000K	-70 70 CRI	-BK powder coat black

PRODUCT DIMENSIONS (in inches)

AE-OD-BE-CA-24W-TCP-70-BK



DATE	
PROJECT NAME	
TYPE	
QTY	
ORDERING CODE	AE-OD-BE -CA -24W -TCP -70 -BK

LUMEN ESTIMATE

Lumen output varies based on CCT and CRI. An estimate of lumen output of the various CCT/CRI combinations, use correction factors as per table below:

LUMEN ESTIMATE ADJUSTMENT FACTORS

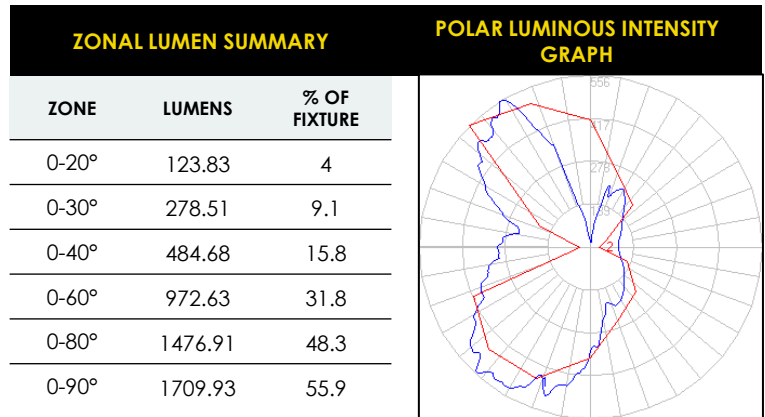
CCT	3000K	4000K	5000K
70CRI	1	1.06	1.09

PHOTOMETRIC DATA

AE-OD-BE-CA-24W-TCP-70-BK

24 WATT

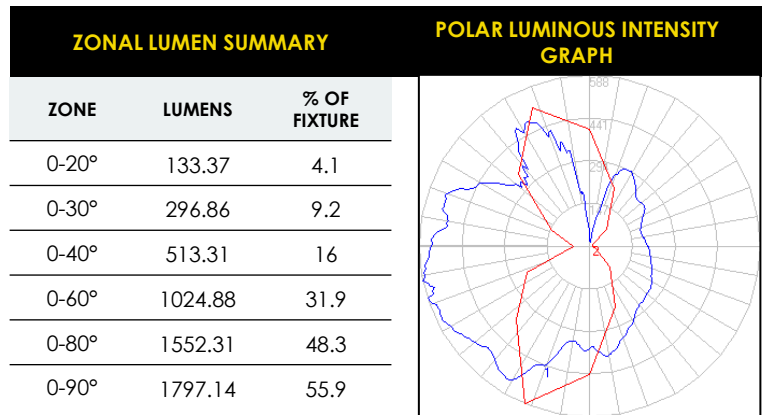
3000K CCT



AE-OD-BE-CA-24W-TCP-70-BK

24 WATT

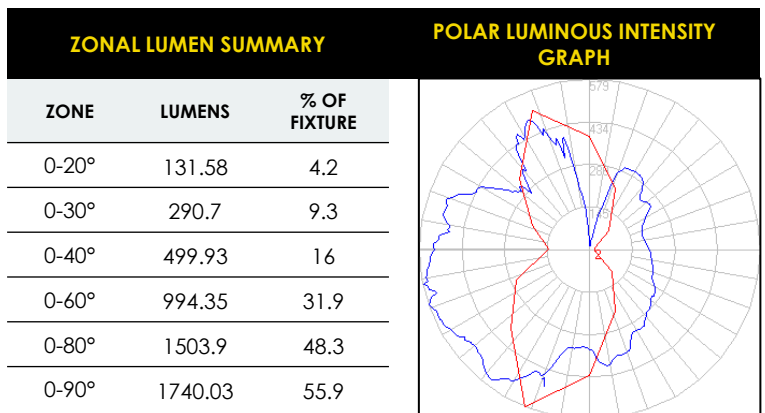
4000K CCT



AE-OD-BE-CA-24W-TCP-70-BK

24 WATT

5000K CCT



DATE	
PROJECT NAME	
TYPE	
QTY	
ORDERING CODE	AE-OD-BE -CA -24W -TCP -70 -BK

OVERVIEW

MULTIPLE OPTIONS

Available in multiple CCT and power. It comes with 3 different selectable CCT 3000, 4000, and 5000K. Also, with three power selection; 14, 19 and 24W.



INTEGRATED PHOTOCELL

This fixture comes with an integrated photocell. This saves energy by lighting the fixture in darkness.

PREMIUM MATERIALS

This round bollard is made of die-cast aluminum housing for enhanced thermal heat dissipation and structural integrity.

CORROSION RESISTANT FINISH

UV resistant powder coat finish offers outstanding corrosion protection.

LOUVERED LENS

The louvered lens decrease the effect of glare by directing the light downward.

