

ECO STRIP

LINEAR FIXTURES

LED Linear Strip Fixture



The ECO STRIP fixture is the economical option for the quick retrofit or new construction needs where there is extreme focus on return of investment. The ECO STRIP fixtures comes in 8 feet providing ~130 LPW performance. The polycarbonate lens and design also provides for additional robustness and durability. The versatility of this product allows installation in garages, stairwells, and storage areas.

eralux®



DATE	
PROJECT NAME	
TYPE	
QTY	
ORDERING CODE	AE-SF-ER-ECOUV N - WH

OPERATING & ELECTRICAL

INPUT VOLTAGE	120-277 V
POWER FACTOR	0.9
DIMMING	0-10V
TOTAL HARMONIC DISTORTION (THD)	<20%

PERFORMANCE

LUMENS PER WATT	~130 LPW at 80CRI
DISTRIBUTION	Lambertian

MECHANICAL & HOUSING

HOUSING	22-gauge painted sheet metal
LENS	Highly durable polycarbonate and high transmittance lens
FINISH	Painted white
POWER SUPPLY	Factory wired electronic LED driver
LED BOARD	LED Array

APPLICATION CONDITION

AMBIENT TEMPERATURE RANGE	-10°C to 45°C
---------------------------	---------------

COMPATIBLE MOUNTING

MOUNTING	Surface mounted with clip-in bracket Suspended mounted
----------	---

WARRANTY

SYSTEM WARRANTY – 5 YEARS

Eralux will warrant defective drivers, LEDs and boards for 5 years from the date of purchase. This warranty is valid only if the fixture is installed and used as per installation guides and specifications. If a defect is present, Eralux will send drivers and boards at no fee with a thorough replacement instructions along with instructions on the return of the defective parts back to Eralux.

LUMEN MAINTENANCE – L85 at 50,000 hours

Rated for 85% initial lumen output at more than 50,000 hours of operation, operated at 25°C ambient temperature; per guidelines published by the Illuminating Engineering Society (IES).



“DesignLights Consortium® (DLC) qualified product. Not all versions of this product may be DLC qualified. Please check the DLC Qualified Products List at www.designlights.org/QPL to confirm which versions are qualified”

ECO STRIP

LINEAR FIXTURES

LED Linear Strip Fixture

DATE	
PROJECT NAME	
TYPE	
QTY	
ORDERING CODE	AE-SF-ER-ECOUV 8 N - WH

ORDERING GUIDE

EXAMPLE: AE-SF-ER-ECOUV890N30-010WH

FIXTURE FAMILY	VOLTAGE	LENGTH	POWER	CRI	CCT	CONTROLS	FINISH
AE-SF-ER-ECO	UV	8		N		-	WH
AE-SF-ER-ECO ERALUX Eco Strip linear fixture	UV 120-277Vac	8 8 feet fixture length	65 65 watts: 8,250 lumens	N Normal 80 CRI	30 3000K CCT	-010 0-10V dimming	WH White painted finish
			90 90 watts: 11,000 lumens		35 3500K CCT	-MS Motion Sensor	
					40 4000K CCT	-EM 8W Emergency back up	
					50 5000K CCT	-MSEM Motion sensor + 8W Emergency back up	

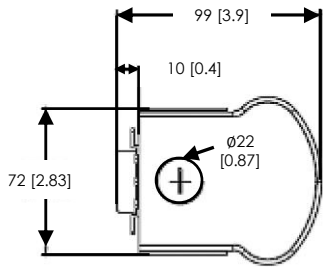
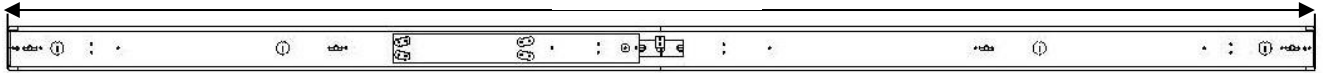
CAUTION: If there are multiple fixtures connected to the same 0-10V dimming line, a 0-10V controller must be considered to enable consistent dimming across the fixtures. Failure to do so will lead to inconsistent dimming and behaviors in the fixtures. Single switch is not recommended for controlling multiple fixtures simultaneously.

DATE						
PROJECT NAME						
TYPE						
QTY						
ORDERING CODE	AE-SF-ER-ECOUV			N	-	WH

PRODUCT DIMENSIONS (in mm)

AE-SF-ECOUV865NXX-010XX / AE-SF-ECOUV890NXX-010XX

2400 [94.5]



DLC MODELS

DLC MODEL	PRODUCT ID
AE-SF-ECOCA865N30-010WH(EM,MS)	S-NY2BQP
AE-SF-ECOCA865N35-010WH(EM,MS)	S-5CXSZI
AE-SF-ECOCA865N40-010WH(EM,MS)	S-ZWXCPO
AE-SF-ECOCA865N50-010WH(EM,MS)	S-G8ID6W

DATE	
PROJECT NAME	
TYPE	
QTY	
ORDERING CODE	AE-SF-ER-ECOUV N - WH

LUMEN ESTIMATE

Lumen output varies based on CCT and CRI. An estimate of lumen output of the various CCT/CRI combinations, use correction factors as per table below:

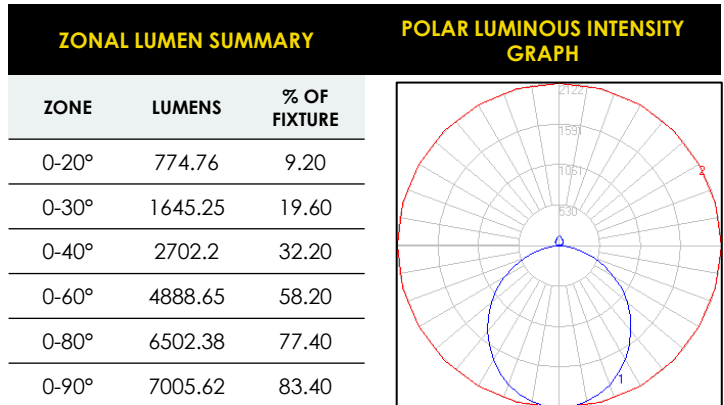
LUMEN ESTIMATE ADJUSTMENT FACTORS				
CCT	2700K	3000K	3500K	4000K
NORMAL (80CRI)	0.91	0.94	0.97	1

PHOTOMETRIC DATA

AE-SF-ECOUV865N35-010WH

8 FEET

65 WATTS



DATE						
PROJECT NAME						
TYPE						
QTY						
ORDERING CODE	AE-SF-ER-ECOUV			N	-	WH

ACCESSORIES (Continued)

Ordered separately, field installed

EMERGENCY LED DRIVER (BLD-CM20N-480800-8W)

BLD-CM20N-480800-8W

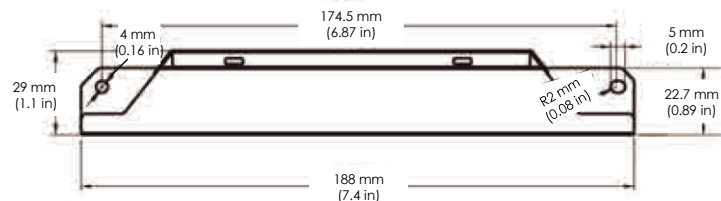
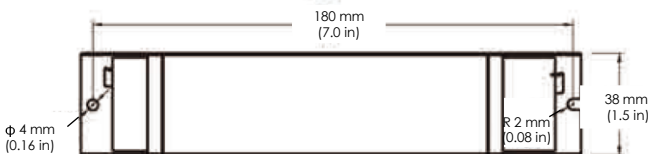
OUTPUT POWER : 8 WATTS



- Easy Wiring
- Certified For CA Title 20
- Constant Power Performance

BLD-CM20N-480800-8W LED Emergency Driver is UL listed for field and factory installation that allows the same LED fixture to be used for both normal and emergency operation. In the event of a power failure, the emergency driver switches to emergency mode and operates the fixture for to 90 minutes. The unit contains a battery, charge, and converter circuit in a single enclosure. This module will operate a LED array load at 30-60W with constant power at a rated output voltage of 170VDC. The constant power design of BLD-CM20N-480800-8W maintains the output wattage to the LED array, providing consistent illumination for the entire emergency runtime. Its slim shape is ideal for use indoor or outdoor LED lighting fixtures, such as linear lights, wall packs or sconces, etc.

DIMENSIONS (inches and mm)



DATE						
PROJECT NAME						
TYPE						
QTY						
ORDERING CODE	AE-SF-ER-ECOUV			N	-	WH

OVERVIEW

MULTIPLE MOUNTING METHODS

Easy to install surface mounting or suspended mounting through simple to remove polycarbonate lens.

CONTINUOUS MOUNTING

Side knockouts for continuous mounting.



PREMIUM DESIGN CHOICES

22-gauge sheet metal housing for cost-reduction and increased durability in robust environments.

CHOOSE YOUR MODEL

Multiple lumen packages, and color temperature options allow you to choose the fixture that is perfect for your project space.

