

THE FLEX SERIES

DECORATIVE LIGHT

Flexible Tube Light | Surface/Pendant Mount

The Flex series is a revolutionary lighting solution designed to illuminate spaces with unparalleled adaptability. Engineered with precision, this innovative lighting system boasts 360-degree light dispersion. The Flex series is ideal for any space where differentiation and uniqueness are key!

eralux®

	DATE	QTY	ACC. QTY	TYPE
PROJECT				
PN				
ACCESSORY PN				
NOTES				



DYNAMIC MENU

Order Information	Page 2
Dimensions	Page 4
Photometric Data	Page 9

[Install Instruction link](#)



SPECIFICATIONS

Input Voltage	120-277V
Power Factor	>0.7
Total Harmonic Distortion	<20%
Dimming	0-10V
CRI	90 CRI 80 CRI
CCT	<div style="display: flex; gap: 10px;"> <div style="border: 1px solid black; border-radius: 50%; width: 20px; height: 20px; background-color: #fff9c4; display: flex; align-items: center; justify-content: center;">30K</div> <div style="border: 1px solid black; border-radius: 50%; width: 20px; height: 20px; background-color: #e0e0e0; display: flex; align-items: center; justify-content: center;">35K</div> <div style="border: 1px solid black; border-radius: 50%; width: 20px; height: 20px; background-color: #e0f0ff; display: flex; align-items: center; justify-content: center;">40K</div> </div>
Efficacy	~350-360 lm/ft
Length	16FT 65FT Custom
Power	4.3W/ft
Ambient Temperature Range	-20°C to 45°C
Mounting Options	Surface mount
	Suspended

PRODUCT FEATURES



PRODUCT CERTIFICATIONS














SYSTEM WARRANTY – 3 YEARS

Eralux will warrant defective drivers, LEDs and boards for 3 years from the date of purchase. This warranty is valid only if the fixture is installed and used as per installation guides and specifications. If a defect is present, Eralux will send drivers and boards at no fee with a thorough replacement instructions along with instructions on the return of the defective parts back to Eralux.

LUMEN MAINTENANCE – L80 at 54,000 hours

Rated for 80% initial lumen output at 54,000 hours of operation, operated at 25°C ambient temperature; per guidelines published by the Illuminating Engineering Society (IES).

COMPARISON

	FLEXA	FLEXY	FLEXO
DISTRIBUTION	360° 	360° 	255° 
CRI	90	80	90
EFFICACY	~360lm/Ft 4.3W/Ft	~360lm/Ft 4.3W/Ft	~350lm/Ft 4.3W/Ft
LENGTHS	16FT	16FT 65FT (optional) – IP65	Custom length and Design
MATERIAL	Aluminum end caps Silicon housing Metal insert	Aluminum end caps – 16FT Silicon end caps – 65FT Silicon housing	Silicon housing Aluminum Profile (Assembled Onsite) 
DESIGNS	Specific and desired shapes Holds the design	Flexible, wavy shapes Random designs	Single-plane design Straight runs Fixed arc and shapes Non-bendable fixture
FEATURES	Cut every 2-in using high strength cutter Solder the wire after cutting Holds the shape after bent	Easily cut to any length without dark zones Easily connect with solder-free connector	Aluminum profiles available in multiple rigid shapes enabling customizable designs Easy to install
CONNECTION	Visible silver T-connector between Flexa 	Visible silver T-connector between Flexy 	Seamless connection No dark spot 
PROTECTION	IP20 IK 08 FLAME RESISTANCE Anti-UV Grade : UVA-340	IP20 - 16FT IP65 - 65FT - Silicon end caps IK 08 FLAME RESISTANCE Anti-UV Grade : UVA-340 	IP20 IK 08 FLAME RESISTANCE Anti-UV Grade : UVA-340
PICTURE			

DECORATIVE LIGHT

Flexible | Surface/Pendant Mount



ORDERING GUIDE – BASE FIXTURE

DC-FX	-16		90	
--------------	------------	--	-----------	--

DC-FX
ERALUX Flexa
Decorative Flexible Tube

-16
16ft Straight Run

-30
3000K
-35
3500K
-40
4000K

90
90 CRI

-SMT
Surface Mount
-AIR
Suspended
-AIR-LINK
Suspended with Link

Fixture Family	Size	CCT	CRI	Mounting
----------------	------	-----	-----	----------

NOTES

- Comes with 12ft DC power cord connected to remote driver
- Comes with 150W driver and driver enclosure.

DC-FXY			80	
---------------	--	--	-----------	--

DC-FXY
ERALUX Flexy
Decorative Flexible Tube

-16
16ft Straight Run
Aluminum End Cap
IP20
-65
65ft Straight Run
Silicone End Cap
IP65

-30
3000K
-35¹
3500K
-40
4000K

80
80 CRI

-SMT
Surface Mount
-SMT-LINK¹
Surface Mount
-SMT-U¹
Surface Mount
-AIR
Suspended
-AIR-LINK¹
Suspended with Link

Fixture Family	Size	CCT	CRI	Mounting
----------------	------	-----	-----	----------

NOTES

1. Not Available for 65FT
- Comes with 3ft DC power cord. 15ft DC power cord ordered separately (**DC-FX-ACC-SOLDER FREE CONNECTOR**). Power cord comes connected to remote driver.
 - 16ft comes with 150W driver. 65ft comes with 500W driver. Driver enclosure included.

DC-FXO	-XX		90	
---------------	------------	--	-----------	--

DC-FXO
ERALUX Flexo
Decorative Flexible Tube

-XX
Custom Length and Design

-30
3000K
-35
3500K
-40
4000K

90
90 CRI






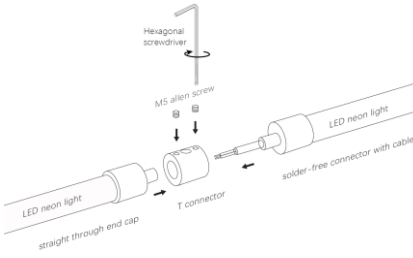

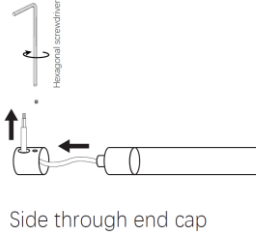

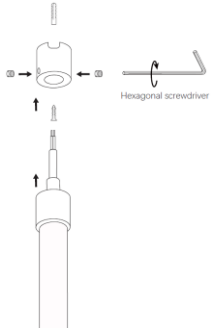
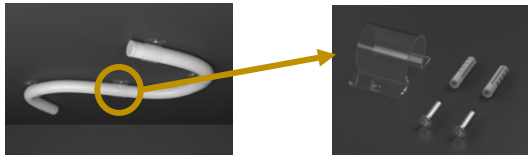
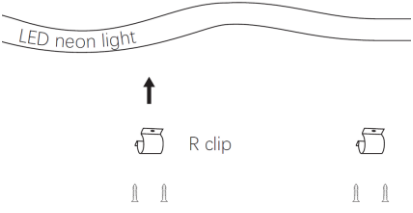
-SMT
Surface Mount
-AIR
Suspended

Fixture Family	Size	CCT	CRI	Mounting
----------------	------	-----	-----	----------






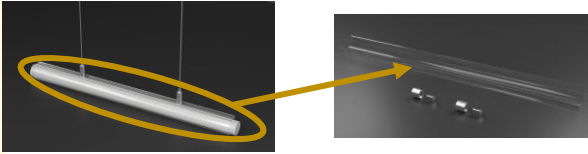

NOTES

- Comes with 15ft DC power cord connected to remote driver


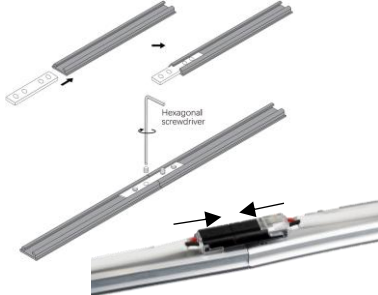




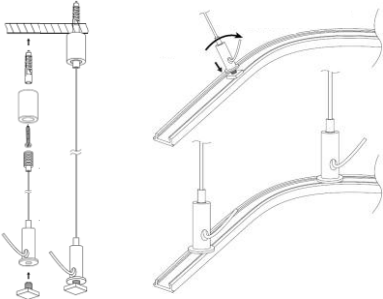
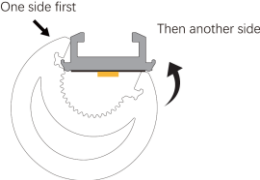



ACCESSORIES – FLEXA & FLEXY

ORDERING CODE	DESCRIPTION	INSTALLATION
FX-ACC-ALEC-STRAIGHT THROUGH	<p>Straight through end cap</p> 	 <p>Screwed directly to the Flexa. Each Flexa comes pre-installed with 1x straight-through cap and 1x tail end cap, unless specified otherwise.</p>
DC-FX-ACC-ALEC-TAIL	<p>Tail end cap</p> 	
DC-FX-ACC-ALEC-TCONNECTOR	<p>T-connector Used for continuous runs</p> 	
DC-FX-ACC-ALEC-SIDE THROUGH	<p>Side through end cap Used to pass the wire through the side</p> 	
DC-FX-ACC-ALEC-CEILING FIXED BOLT	<p>Fixed bolt For surface mount at the end cap allows for the cable to pass through the ceiling or at the side</p> 	
DC-FX-ACC-IN-U BRACKET	<p>U-Bracket Used for surface mount</p> 	

ACCESSORIES – FLEXA & FLEXY

ORDERING CODE	DESCRIPTION	INSTALLATION
<p>DC-FX-ACC-IN-SUS-CLIP-WIRE</p>	<p>Suspension Kit Comes with pendant clip and 6ft suspension cable used for pendant mount</p> 	<p>Screw the top of the suspension cable to the ceiling Screw the bottom of the suspension Cable to the clip using the square screw Insert the Flexa through the clip and close it</p> 
<p>DC-FX-ACC-IN-CANOPY</p>	<p>Canopy for pendant mount Used if the driver is installed in the ceiling or mechanical room</p> 	<p>Screw the silver bracket to junction box. Insert the wire through grip and tighten. Screw the canopy to bracket from the side.</p>
<p>DC-FX-ACC-STEM</p>	<p>1-4ft Adjustable stem Used to pass the power cord or for pendant mount can be mounted to a canopy or the driver box</p> 	<p>Screw to side through end cap or T-connector.</p> 
<p>DC-FX-ACC-6FT-TUBE-AIR DC-FX-ACC-3FT-TUBE-AIR</p>	<p>3 or 6ft tube used for straight runs and for pendant installation Comes with 6ft suspension cables</p> 	<p>Screw suspension cable to the tube using square screws. Insert the Flexa.</p>
<p>DC-FX-ACC-SOLDER FREE CONNECTOR</p>	<p>Solder free connector Comes with straight through end cap and 15ft power cord. Available for Flexy only</p>	<p>After cutting the Flexa Y, plug the solder free connector into the LED board. (+ to + and - to -)</p> 

ACCESSORIES – FLEXO

ORDERING CODE	DESCRIPTION	INSTALLATION
<p>Electrical Connector preinstalled on the aluminum profile</p>	<p>Used to link two aluminum profiles for continuous runs</p> 	
<p>DC-FXO-MECH-LINK</p>	 	
<p>DC-FXO-SMT-KIT</p>	<p>Used for ceiling or wall mount</p> 	<p>Push the bracket into the aluminum profile, then insert it into the screw preinstalled on the ceiling.</p>
<p>DC-FXO-SUS-KIT</p>	<p>Used for pendant mount</p> 	
<p>DC-FXO-AL-PRF-XFT</p>	<p>Aluminum profile comes in different shapes and lengths, with preinstalled LED strip.</p>	
<p>DC-FXO-SIL-HS-XFT</p>	<p>The silicone housing is installed on the profile onsite.</p>	
<p>DC-FX-ACC-ALEX-STRAIGHT THROUGH DC-FX-ACC-ALEX-TAIL</p>	<p>Tail and straight through end caps</p>  	

DECORATIVE LIGHT

Flexible | Surface/Pendant Mount

DRIVERS

ELG-150-24	
Parameters	Output
DC Voltage	24V
Rated current	6.25A
Rated power	150W
Quantity	1 every 16ft
Compatible Fixtures	Flexa Flexy (16ft)

ELG-500-48	
Parameters	Output
DC Voltage	48V
Rated current	10.4A
Rated power	500W
Quantity	1 every 65ft
Compatible Fixtures	Flexy (65ft)

ELG-200-24	
Parameters	Output
DC Voltage	24V
Rated current	8.4A
Rated power	200W
Quantity	1 every 50ft
Compatible Fixtures	Flexo



DRIVER ENCLOSURE

The driver enclosure can be surface mounted to hide the driver next to the fixture. The enclosure can fit up to two drivers and is ordered separately.



DC-FX-ACC-IN-DRIVER BOX

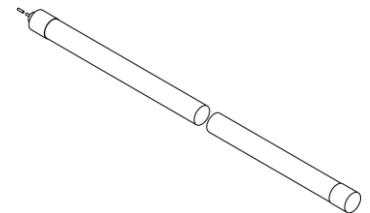
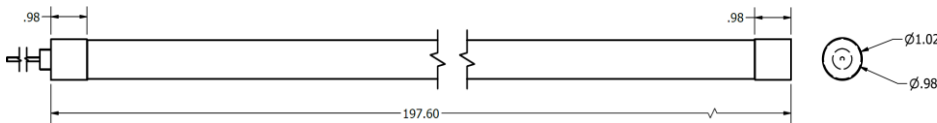
Driver Enclosure
Used as a housing for the driver and it is surface installed
20x4x2 in



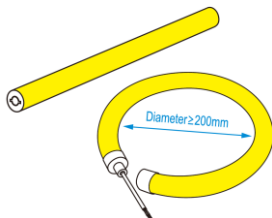
Screw the black plate on the junction box.
Attach the driver to the silver plate and screw
the silver plate to the black plate.
Screw the cover to the plate from the sides.



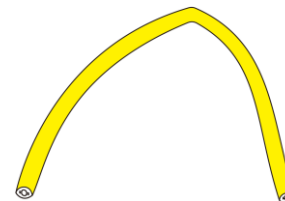
DIMENSIONS



WARNINGS



Correct bending direction and bending radius.



Do not twist it or bend in wrong direction.

MOUNTING OPTIONS – FLEXA & FLEXY – 16FT

ORDERING CODE	INCLUDED ACCESSORIES	PICTURE	ADDITIONAL ACCESSORIES (ORDERED SEPARATELY)
FX-AIR	6 x 6FT suspension cables 1x side through end cap Driver and driver enclosure		DC-FX-ACC-ALEC-SIDE THROUGH DC-FX-ACC-STEM DC-FX-ACC-IN-CANOPY
FX-SMT	6 x surface mount brackets Driver and driver enclosure		
FX-AIR-LINK	6 x 6FT suspension cables T-connector Driver and driver enclosure Create O-shape or link to another Flexa		DC-FX-ACC-ALEC-SIDE THROUGH DC-FX-ACC-STEM DC-FX-ACC-IN-CANOPY
FX-SMT-U	2x ceiling fixed bolt Driver and driver enclosure		

MOUNTING OPTIONS – FLEXO – CUSTOM

ORDERING CODE	INCLUDED ACCESSORIES	PICTURE
FXO-AIR	1 x 6FT suspension cables every 3ft Driver and driver enclosure	
FXO-SMT	1 x surface mount brackets every 3ft Driver and driver enclosure	

OVERVIEW




Innovative Design

- Silicone diffuser
- Aluminum profile – Flexo
- Metal insert – Flexa
- No dark spots



Customizable

- Custom length
- Custom design
- 30, 35, 40K CCTs



Features

- Holds the shape (FLEXA)
- Easy to cut (FLEXY)
- Fixed shapes, no dark spot (FLEXO)



Tests And Certifications



Mounting Options

- Surface mount
- Suspended
- Surface to suspended mount