

# GUARDIANS

LED ARCHITECTURAL DOWNLIGHT

RECESSED DOWNLIGHT



eralux®



The GUARDIANS series is the 4 , 5 and 6-inch commercial downlight family from ERALUX. This downlight features a spring mechanisms that makes installation a breeze. It is perfect for retrofit and for new constructions environment. The 4 inches can achieve up to 2500 lumens, 5 inches can achieve up to 3600 lumens and the 6 inches can achieve up to 4300 lumens at 90 CRI, 3000K. The GUARDIANS Series separates itself from competitor downlights by having selectable lumens, CCT switches, and magnetic reflector enabling high flexibility at the project location.

DATE	
PROJECT NAME	
TYPE	
QTY	
ORDERING CODE	AE-DL-GR - -UV - -X -

## OPERATING & ELECTRICAL

INPUT VOLTAGE	120-277 Vac
POWER FACTOR	0.9
TOTAL HARMONIC DISTORTION(THD)	<20%

## PERFORMANCE

LUMENS PER WATT	110LPW at 90CRI
BEAM ANGLE	24°, 38°, 60°
DIMMING	0-10V external dimming (Dim down to 10%) TRIAC dimming

## MECHANICAL & HOUSING

HOUSING	Aluminum
LENS	PMMA and high transmittance lens
FINISH	Black, White
POWER SUPPLY	Factory wired electronic LED driver
LED BOARD	COB

## APPLICATION CONDITION

AMBIENT TEMPERATURE RANGE	-20°C to 45°C
PROTECTION	IP 54 & IC Rated

## COMPATIBLE MOUNTING

MOUNTING	Recessed
----------	----------

## WARRANTY

### SYSTEM WARRANTY – 5 YEARS

Eralux will warrant defective drivers, LEDs and boards for 5 years from the date of purchase. This warranty is valid only if the fixture is installed and used as per installation guides and specifications. If a defect is present, Eralux will send drivers and boards at no fee with a thorough replacement instructions along with instructions on the return of the defective parts back to Eralux.

### LUMEN MAINTENANCE – L85 at 50,000 hours

Rated for 85% initial lumen output at 50,000 hours of operation, operated at 25°C ambient temperature; per guidelines published by the Illuminating Engineering Society (IES)

# GUARDIANS

LED ARCHITECTURAL DOWNLIGHT

RECESSED DOWNLIGHT

DATE	
PROJECT NAME	
TYPE	
QTY	
ORDERING CODE	AE-DL-GR - -UV - -X - -

## ORDERING GUIDE

EXAMPLE: AE-DL-GR-4-UV-20W-WH-XP2724BK

FIXTURE FAMILY	SIZE	INPUT VOLTAGE	POWER	REFLECTOR FINISH	CONTROLS	CRI & CCT	BEAM ANGLE	FLANGE FINISH	
<b>AE-DL-GR</b>	-	<b>- UV</b>	-		<b>-X</b>				
<b>AE-DL-GR</b> ERALUX Guardians Series Led commercial downlight.	<b>-4</b> 4 inches	<b>-UV</b> 120-277V	<b>-20W</b> Power: 20W Lumens: 1694 lms	<b>-WH</b> WHITE	<b>-X</b> Dual dimming	<b>P27</b> 2700k CCT At 90 CRI	<b>24</b> 24° Beam angle	<b>BK</b> Black finish	
				<b>-BK</b> BLACK					<b>P30</b> 3000k CCT At 90 CRI
			<b>-25W</b> Power: 25W Lumens: 2190 lms	<b>-GD</b> GOLD		<b>P35</b> 3500k CCT At 90 CRI			
				<b>-DF</b> DIFFUSED MATT SILVER			<b>P40</b> 4000k CCT At 90 CRI	<b>60</b> 60° Beam angle	
			<b>-SP</b> Specular Bright silver	<b>P50</b> 5000k CCT At 90 CRI					

FIXTURE FAMILY	SIZE	INPUT VOLTAGE	POWER	REFLECTOR FINISH	CONTROLS	CRI & CCT	BEAM ANGLE	FLANGE FINISH	
<b>AE-DL-GR</b>	-	<b>- UV</b>	-		<b>-X</b>				
<b>AE-DL-GR</b> ERALUX Guardians Series Led commercial downlight.	<b>-5</b> 5 inches	<b>-UV</b> 120-277V	<b>-20W</b> Power: 20W Lumens: 1694 lms	<b>-WH</b> WHITE	<b>-X</b> Dual dimming	<b>P27</b> 2700k CCT At 90 CRI	<b>24</b> 24° Beam angle	<b>BK</b> Black finish	
				<b>-BK</b> BLACK					<b>P30</b> 3000k CCT At 90 CRI
			<b>-30W</b> Power: 30W Lumens: 2441 lms	<b>-GD</b> GOLD		<b>P35</b> 3500k CCT At 90 CRI			
				<b>-DF</b> DIFFUSED MATT SILVER			<b>P40</b> 4000k CCT At 90 CRI	<b>60</b> 60° Beam angle	
			<b>-35W</b> Power: 35W Lumens: 3016 lms	<b>-SP</b> Specular Bright silver		<b>P50</b> 5000k CCT At 90 CRI			

# GUARDIANS

LED ARCHITECTURAL DOWNLIGHT

RECESSED DOWNLIGHT

DATE											
PROJECT NAME											
TYPE											
QTY											
ORDERING CODE	AE-DL-GR	-	-UV	-	-	-X					

## ORDERING GUIDE

EXAMPLE: AE-DL-GR-6-UV-20W-WH-XP2724BK

FIXTURE FAMILY	SIZE	INPUT VOLTAGE	POWER	REFLECTOR FINISH	CONTROLS	CRI & CCT	BEAM ANGLE	FLANGE FINISH
<b>AE-DL-GR</b>	-	<b>- UV</b>	-	-	<b>-X</b>			
<b>AE-DL-GR</b> ERALUX Guardians Series Led commercial downlight.	<b>-6</b> 6 inches	<b>-UV</b> 120-277 V	<b>-20W</b> Power: 20W Lumens: 1694 lms	<b>-WH</b> WHITE	<b>-X</b> Dual dimming	<b>P27</b> 2700k CCT At 90 CRI	<b>24</b> 24° Beam angle	<b>BK</b> Black finish
			<b>-25W</b> Power: 25W Lumens: 2190 lms	<b>-BK</b> BLACK		<b>P30</b> 3000k CCT At 90 CRI	<b>38</b> 38° Beam angle	<b>WH</b> White finish
						<b>P35</b> 3500k CCT At 90 CRI		
			<b>-30W</b> Power: 30W Lumens: 2441 lms	<b>-GD</b> GOLD		<b>P40</b> 4000k CCT At 90 CRI	<b>60</b> 60° Beam angle	
			<b>-35W</b> Power: 35W Lumens: 3016 lms	<b>-DF</b> DIFFUSED MATT SILVER		<b>P50</b> 5000k CCT At 90 CRI		
			<b>-40W</b> Power: 35W Lumens: 3600 lms					
			<b>-45W</b> Power: 45W Lumens: 4056 lms	<b>-SP</b> Specular Bright silver				

# GUARDIANS

LED ARCHITECTURAL DOWNLIGHT

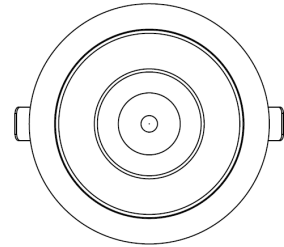
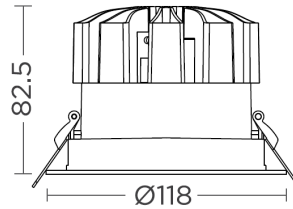
RECESSED DOWNLIGHT

DATE	
PROJECT NAME	
TYPE	
QTY	
ORDERING CODE	AE-DL-GR - -UV - - -X -

## PRODUCT DIMENSIONS (mm)

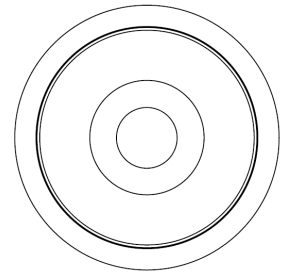
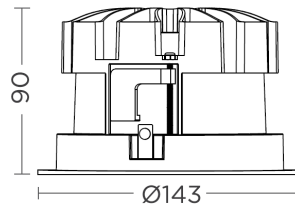
### GR100

AE-DL-GR-4-XXX



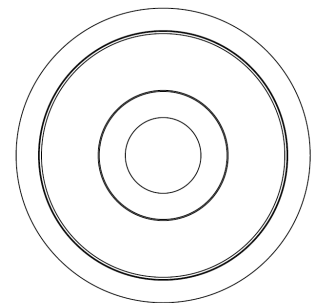
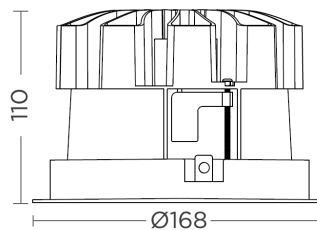
### GR125

AE-DL-GR-5-XXX



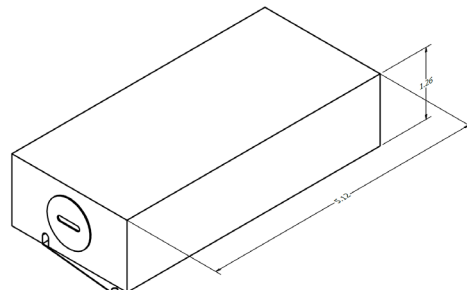
### GR150

AE-DL-GR-6-XXX



Driver's dimensions

20-25-30-35-40-45W



# GUARDIANS

LED ARCHITECTURAL DOWNLIGHT

RECESSED DOWNLIGHT

DATE

PROJECT NAME


TYPE

QTY

ORDERING CODE

AE-DL-GR - -UV - - -X -

## IC Rated Powers

10W	
15W	
20W	
25W	

## ACCESSORIES

Ordered separately, field installed

## NEW CONSTRUCTION UNIVERSAL FRAME KIT




**MATERIAL** 22-gauge galvanized steel housing

**MOUNTING** T-bar or drywall ceilings  
Up to 1.5" thick

**Ordering Code** AE-DL-FRKT-04-UNV  
AE-DL-FRKT-05-UNV  
AE-DL-FRKT-06-UNV

## FRAME KIT DIMENSIONS



### DIMENSIONS

	A	
4" Round	A	12.75" [324 mm]
	B	8.63" [219 mm]
	C	Ø 4.50" [114 mm]
5" Round	A	12.75" [324 mm]
	B	8.63" [219 mm]
	C	Ø 5.50" [114 mm]
6" Round	A	12.75" [324mm]
	B	8.63" [219 mm]
	C	Ø 6.37" [162 mm]
8" Round	A	12.75" [324mm]
	B	8.63" [219 mm]
	C	Ø 7.25" [184 mm]

DATE	
PROJECT NAME	
TYPE	
QTY	
ORDERING CODE	AE-DL-GR - -UV - - -X -

## ACCESSORIES

Ordered separately, field installed

### EMERGENCY LED DRIVER (BLD-HMXXD-YYY)

BLD-HM8D-YYY

OUTPUT POWER : 8 WATTS

BLD-HM25D-YYY

OUTPUT POWER : 25 WATTS



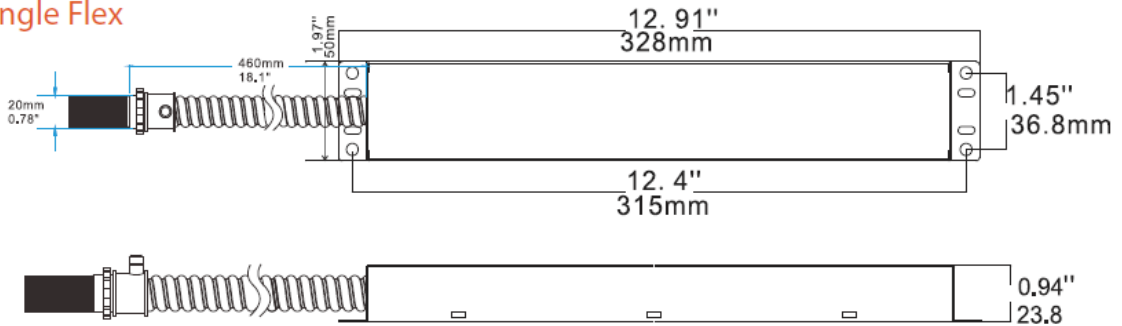
**Single Flex(Standard)**

- Easy Wiring
- Certified For CA Title 20
- Constant Power Performance

BLD-HMXXD-YYY series LED Emergency Driver is UL listed for field and factory installation that allows the same LED fixture to be used for both normal and emergency operation . In the event of a power failure , the emergency driver switches to emergency mode and operates the existing. Fixture to 90 minutes. The unit contains a battery , charge , and converter circuit in a single enclosure .This module will operate an LED array load at 6-25W with constant power at a rated output voltage of 170VDC. The constant power design of BLD-HMXXD-YYY maintains the output wattage to LED array, providing consistent illumination for entire emergency runtime. Ideal for use with most 0-10V dimmable indoor commercial LED lighting fixtures, such as LED flat panel, troffer, downlight and suspension mounting LED linear strip lights, etc.

## DIMENSIONS

**Single Flex**



# GUARDIANS

LED ARCHITECTURAL DOWNLIGHT

RECESSED DOWNLIGHT

DATE	
PROJECT NAME	
TYPE	
QTY	
ORDERING CODE	AE-DL-GR - -UV - -X - -

## LUMEN ESTIMATE

Lumen output varies based on CCT and CRI. An estimate of lumen output of the various CCT/CRI combinations, use correction factors as per table below:

LUMEN ESTIMATE ADJUSTMENT FACTORS				
CCT	2700K	3000K	3500K	4000K
PREMIUM (90CRI)	0.96	1	1.03	1.06

## PHOTOMETRIC DATA

AE-DL-GR-4-UV-20W-X-XP2724X

ZONAL LUMEN SUMMARY			POLAR LUMINOUS INTENSITY GRAPH
ZONE	LUMENS	% OF FIXTURE	
0-20°	1262.8	67.3	
0-30°	1587.42	84.6	
0-40°	1751	93.3	
0-60°	1829	97.5	
0-80°	1830.05	97.6	
0-90°	1830.37	97.6	

AE-DL-GR-4-UV-25W-X-XP2724X

ZONAL LUMEN SUMMARY			POLAR LUMINOUS INTENSITY GRAPH
ZONE	LUMENS	% OF FIXTURE	
0-20°	1489.71	67.4	
0-30°	1871.48	84.6	
0-40°	2064.2	93.3	
0-60°	2155.92	97.5	
0-80°	2157.14	97.5	
0-90°	2157.51	97.6	

# GUARDIANS

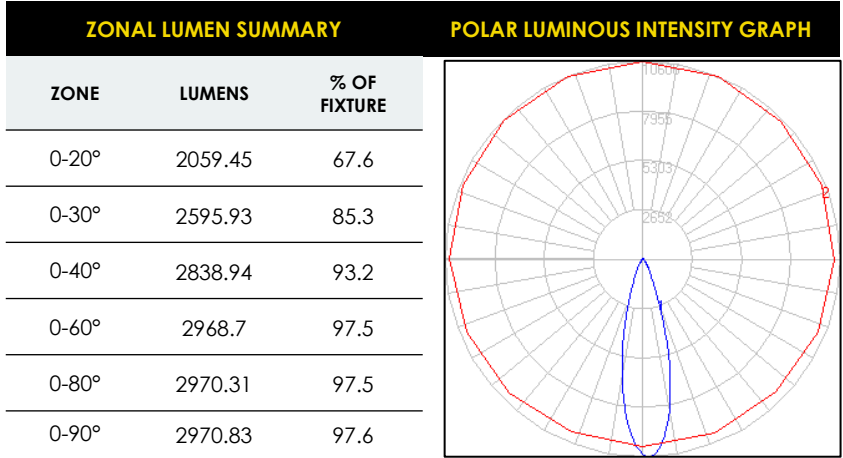
LED ARCHITECTURAL DOWNLIGHT

RECESSED DOWNLIGHT

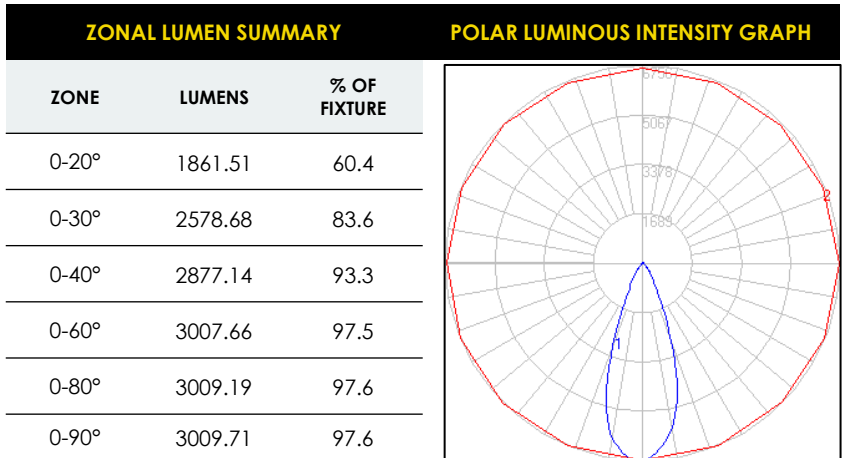
DATE	
PROJECT NAME	
TYPE	
QTY	
ORDERING CODE	AE-DL-GR - -UV - -X - -

## PHOTOMETRIC DATA

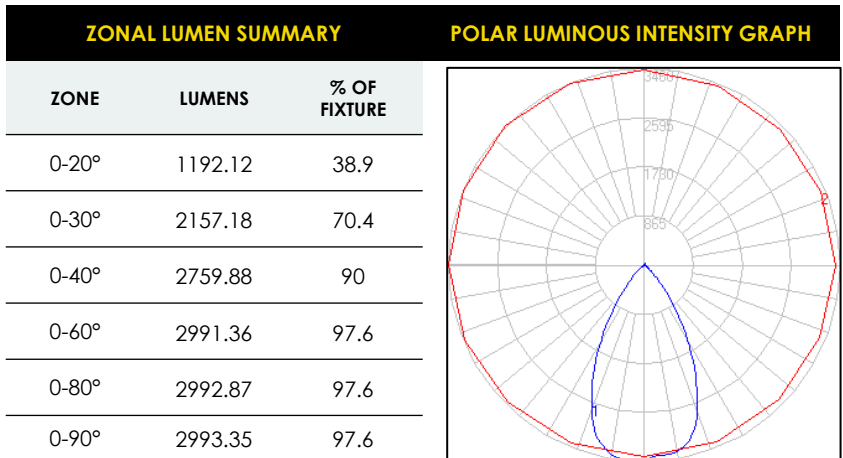
AE-DL-GR-5-UV-30W-X-XP4024X



AE-DL-GR-5-UV-30W-X-XP4038X



AE-DL-GR-5-UV-30W-X-XP4060X





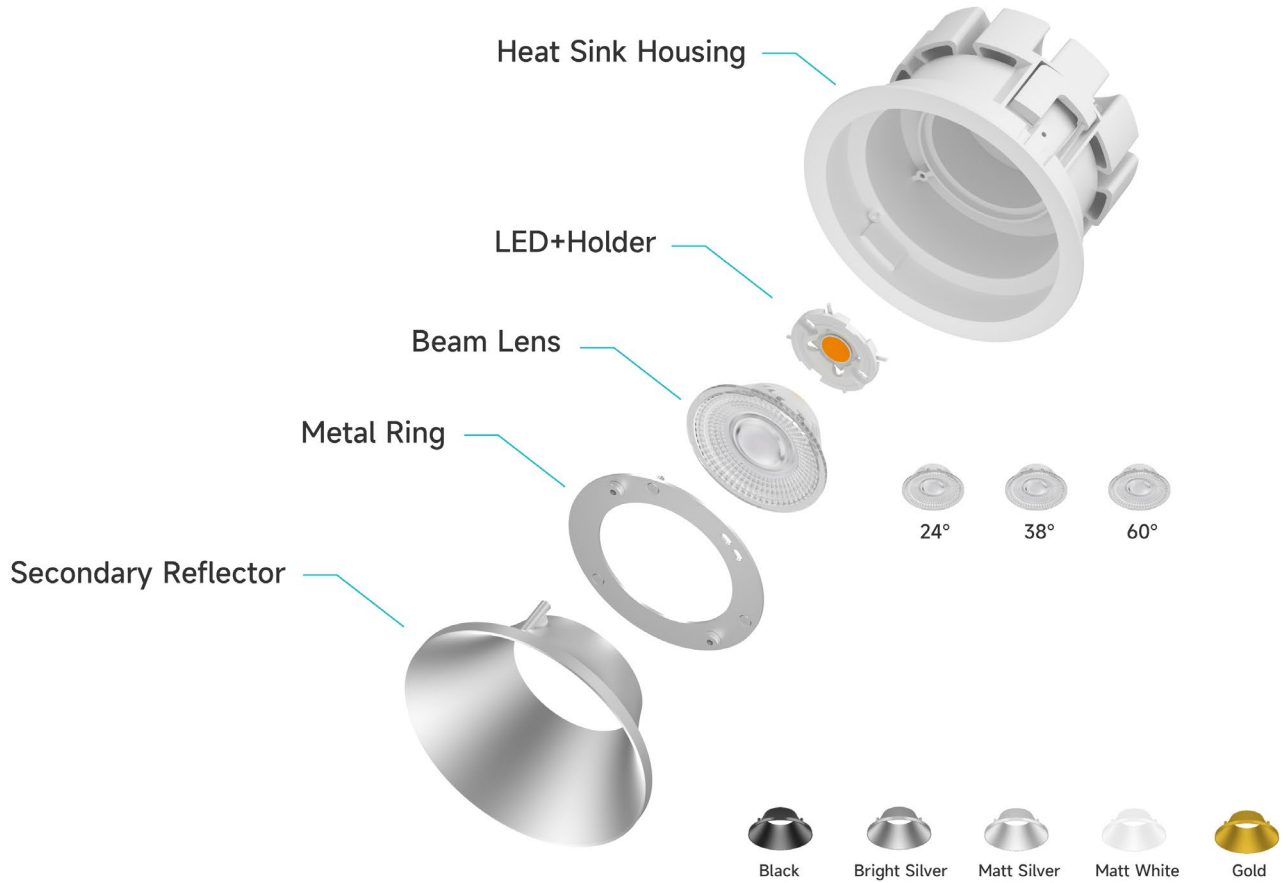
# GUARDIANS

LED ARCHITECTURAL DOWNLIGHT

RECESSED DOWNLIGHT

DATE									
PROJECT NAME									
TYPE									
QTY									
ORDERING CODE	AE-DL-GR	-	-UV	-	-	-X			-

## PRODUCT ASSEMBLY GUIDE



# GUARDIANS

LED ARCHITECTURAL DOWNLIGHT

RECESSED DOWNLIGHT

DATE							
PROJECT NAME							
TYPE							
QTY							
ORDERING CODE	AE-DL-GR	-	-UV	-	-	-X	-

## OVERVIEW



## PROTECTION

IP54 & IC RATED (limited powers)  
Suitable for semi outdoor and wet areas  
and safe to come in contact with  
insulation.

## PREMIUM DESIGN & MATERIALS

Housing made from aluminum for  
increased rigidity and strength. Wet  
location rated and suitable for  
temperatures ranging from -20 to 45  
degrees Celsius.

## MULTIPLE BEAMS

24 ,38 & 60 DEGREES

## VARIOUS REFLECTORS

Reflectors are available in specular,  
diffuse and charcoal black. They could  
fulfill all your needs to create a desirable  
lighting effect.

## DESIGN

Two different designs for the Guardians  
Series. The 4" size has springs for  
installation.  
The 5 and 6" size have the Roto Lock  
Clamp feature which makes the  
installation easier.