

# JOBBER



## LINEAR LED LIGHT

### Linear Strip Light | 2', 4' & 8'

The JOBBER series is linear strip light that provides an economical alternative. Available in 2', 4', and 8' lengths, it is designed for surface mounting, and it can be suspended using the kit. With an impressive efficacy of over 130 LPW and a versatile voltage range of 120 to 347V, the integrated luminous component is easily accessible via snap-locks. Field-adjustable light output and CCT options allow customization to suit various environments. Applications: Assembly line | Storage | Stairwell | Public spaces | Garage

	DATE	QTY	ACC. QTY	TYPE
PROJECT				
PN				
ACCESSORY PN				
NOTES				

DYNAMIC MENU	
Order Information	<a href="#">Page 2</a>
Dimensions	<a href="#">Page 3</a>
Accessories	<a href="#">Page 4</a>
Photometric Data	<a href="#">Page 6</a>

[Install Instruction link](#)



### SPECIFICATIONS

Input Voltage	120-347V		
Power Factor	>0.9		
Total Harmonic Distortion	<20%		
Dimming <a href="#">Page 4</a>	0-10V dimming		
CRI	80 CRI		
CCT	<div style="display: flex; gap: 10px;"> <span>35K</span> <span>40K</span> <span>50K</span> </div>		
Efficacy	≥130 lm/w	1475 lm/ft	
Length (feet)	2'	4'	8'
Power (watt)	25/20/15	45/38/34	90/75/65
Ambient Temperature Range	-20°C to 50°C		
Mounting Options	<div style="display: flex; align-items: center;">  Suspended                      Surface mount                 </div>		
Fixture Finish	Black   White 		
Custom Design	Continuous run		
Distribution			

### PRODUCT FEATURES



### PRODUCT CERTIFICATIONS



Design Lights Consortium® (DLC) qualified product. Not all versions of this product may be DLC qualified. Please check the DLC Qualified Products List at [www.designlights.org/QPL](http://www.designlights.org/QPL) to confirm which versions are qualified" [page 4](#)

### SYSTEM WARRANTY – 5 YEARS

Eralux will warrant defective drivers, LEDs and boards for 5 years from the date of purchase. This warranty is valid only if the fixture is installed and used as per installation guides and specifications. If a defect is present, Eralux will send drivers and boards at no fee with a thorough replacement instructions along with instructions on the return of the defective parts back to Eralux.

### LUMEN MAINTENANCE – L75 at 100,000 hours

Rated for 75% initial lumen output at 100,000 hours of operation, operated at 25°C ambient temperature; per guidelines published by the Illuminating Engineering Society (IES).

## LINEAR LED LIGHT

Linear Strip Light | 2', 4' & 8'



### ORDERING GUIDE

<b>AE-SF-JB</b>	<b>CA-</b>		<b>-835-50</b>			
<b>AE-SF-JB</b> ERALUX Jobber Linear strip fixture	<b>CA-</b> 120-347VAC	<b>02   25/20/15</b> 2 Ft   15/20/25W 1950/2600/3250 Lm	<b>-835-50</b> 80 CRI 35/40/50K Switchable	<b>[BLANK]</b> No option <b>-EM<sup>1</sup></b> 8W Emergency Backup <b>-MS</b> Bi-level motion sensor <b>-EM-MS</b> EMBB and Motion sensor	<b>[BLANK]</b> White Finish <b>-BK</b> Black Finish	<b>[BLANK]</b> Surface mount <b>-SUSP<sup>2</sup></b> Suspended
		<b>04   45/38/34</b> 4 Ft   34/38/45W 4454/4978/5895 Lm				
		<b>08   90/75/65</b> 8 Ft   65/75/90W 8515/9825/11790 Lm				

<b>Fixture Family</b>	<b>Voltage</b>	<b>Length   Power</b>	<b>CCT</b>	<b>Sensor</b>	<b>Finish</b>	<b>Mounting</b>
-----------------------	----------------	-----------------------	------------	---------------	---------------	-----------------

**NOTE:**

- Emergency backup battery not available with 2 FT fixture.
- 2 of 9.5ft aircraft cables standard for all sizes

**CAUTION:**

If there are multiple fixtures connected to the same 0-10V dimming line, a 0-10V controller must be considered to enable consistent dimming across the fixtures. Failure to do so will lead to inconsistent dimming and behaviors in the fixtures. Single switch is not recommended for controlling multiple fixtures simultaneously.



### ORDERING GUIDE - ACCESSORY



**AE-SF-JB-ROWLINK**

Row link for continuous run



**AE-SF-JB-04-WRG**

4ft wire Guard  
1pc for 4ft  
2pcs for 8ft



## LINEAR LED LIGHT

Linear Strip Light | 2', 4' & 8'

### DIMENSIONS - FIXTURE

SIZE	TOP/FRONT VIEW	SIDE VIEW
2FT		
4FT		
8FT		

### DIMENSIONS - MOUNTING

SIZE	DRILLING PATTERN FOR SURFACE MOUNT
2FT	
4FT	
8FT	

## LINEAR LED LIGHT

Linear Strip Light | 2', 4' & 8'



DLC MODEL	PRODUCT ID	APPLICATION
AE-SF-JBCA-0225/20/15-835-50	S-O6AL1C	(Stairwells and passageways) – DLC Premium
AE-SF-JBCA-0890/75/65-835-50	S-92K3PE	(Stairwells and passageways) – DLC Premium
AE-SF-JBCA-0445/38/34-835-50	S-6HZI84	(Stairwells and passageways) – DLC Premium
AE-SF-JBCA-0890/75/65-835-50-(MS,EM,Blank,Both)	S-9JXMXW	(High bay) – DLC Premium
AE-SF-JBCA-0445/38/34-835-50-(MS,EM,Blank,Both)	S-H28RYN	(Low bay) – DLC
AE-SF-JBCA-0445/38/34-835-50	S-7N3OGX	(Direct linear ambient) – DLC
AE-SF-JBCA-0890/75/65-835-50	S-BSKVP8	(Direct linear ambient) – DLC

### DIMMER COMPATIBILITY LIST

BRAND	MODEL	BRAND	MODEL
LUTRON	NTSTV-DV	LEVITON	IP710
	NFTV		DS710
	DVTV	LEGRAND	RH4FBL3PW
	DVSTV		

### ACCESSORIES

#### FOR SUSPENDED

Ordered separately if needed

CANOPY		
ORDER CODE	DESCRIPTION	PICTURE
AE-SF-JB-04-WRG	<p>4 FT Wire Guard: 1 piece for 4ft (order 2 pieces for 8FT fixture) It shields the LED and lens from physical damage</p>	
AE-SF-JB-CMK	<p>Suspension kit: Two 9.5ft aircraft cables &amp; two V-hooks</p>	
AE-SF-JB-ROWLINK	<p>Link kit: Row link for continuous run</p>	

## LINEAR LED LIGHT

Linear Strip Light | 2', 4' & 8'

### CONTROLS

#### EMERGENCY LED DRIVER



This LED Emergency Driver from Streamer is UL listed, and it is factory installed. It switches to emergency mode during power failures, providing up to 90 minutes of lighting. With an integrated battery, charger, and converter, it delivers 8W constant power at 50-180VDC. Its slim shape is ideal for use in linear strip lighting fixtures.

#### SPECIFICATIONS

Input Voltage	100-347Vac
Power Frequency	50/60HZ
Output Voltage	50-180VDC
Output Power	8W
Ambient Temperature	0°C to 50°C
	30°F to 122°F
Installation	Integrated

### ROOM OCCUPANCY SENSOR

Ordered separately, field installed

PART NUMBER	DESCRIPTION
-------------	-------------

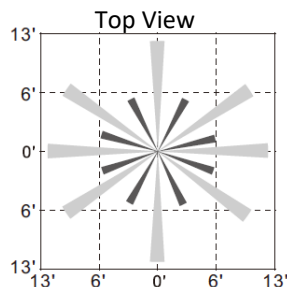
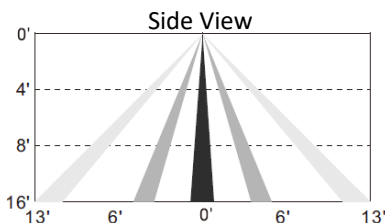
AE-SF-JB-MOTIONSENSOR	BI-Level Microwave Motion Sensor
AE-SF-JB-MOTIONSENSOR-RMT	RC102 Remote Control



#### SPECIFICATIONS

Input Voltage	120-277 Vac
Input Current	30mA
Standby Power	36mW
IP Rating	IP20
Detection Range	3- 7.92 Meters
	9.8- 26 Feet
Mounting Height	4.87 Meters Max
	16 Feet Max
Operating Temperature	-30F to 131°F
	-30°C to 55°C

#### Zone Coverage



## LINEAR LED LIGHT

Linear Strip Light | 2', 4' & 8'

### LUMEN ESTIMATE

Lumen output varies based on CCT and CRI. An estimate of lumen output of the various CCT/CRI combinations, use correction factors as per table below:

#### LUMEN ESTIMATE ADJUSTMENT FACTORS

CCT	3500K	4000K	5000K
PREMIUM (90CRI)	0.97	1	1.03

### PHOTOMETRIC DATA

PART NUMBER		ZONAL LUMEN SUMMARY			POLAR LUMINOUS INTENSITY	CONE DISTRIBUTION			
AE-SF-JBCA-0225		Zone	Lumens	% Fixture	Direct Light	Center Beam Fc	Beam Width		
Wattage	25W	0-20°	391.7	12.6		1.7ft	381 fc	4.6 ft	5.4 ft
CCT	5000K	0-30°	826.8	26.6		3.3ft	101 fc	8.9 ft	10.5 ft
Distribution	120°	0-40°	1345.21	43.3		5.0ft	44 fc	13.5 ft	15.9 ft
Length	2ft	0-60°	2372.04	76.3		6.7ft	24.5 fc	18.2 ft	21.3 ft
		0-80°	3014.08	96.9		8.3ft	16 fc	22.5 ft	26.3 ft
		0-90°	3109.37	100		10.0ft	11 fc	27.1 ft	31.7 ft
						■ Vert. Spread: 107.1° ■ Horiz. Spread: 115.6°			

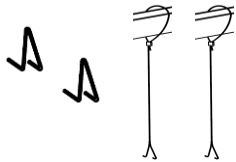
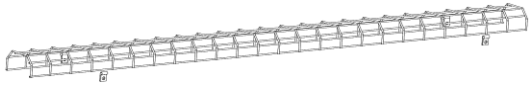
PART NUMBER		ZONAL LUMEN SUMMARY			POLAR LUMINOUS INTENSITY	CONE DISTRIBUTION			
AE-SF-JBCA-0445		Zone	Lumens	% Fixture	Direct Light	Center Beam Fc	Beam Width		
Wattage	45W	0-20°	710.49	12.60		1.7ft	690 fc	4.6 ft	5.4 ft
CCT	5000K	0-30°	1499.7	26.60		3.3ft	183 fc	8.9 ft	10.5 ft
Distribution	120°	0-40°	2440.02	43.30		5.0ft	79.8 fc	13.5 ft	15.9 ft
Length	4ft	0-60°	4302.55	76.30		6.7ft	44.5 fc	18.2 ft	21.3 ft
		0-80°	5467.13	96.90		8.3ft	29 fc	22.5 ft	26.3 ft
		0-90°	5639.98	100.00		10.0ft	20 fc	27.1 ft	31.7 ft
						■ Vert. Spread: 107.1° ■ Horiz. Spread: 115.6°			

PART NUMBER		ZONAL LUMEN SUMMARY			POLAR LUMINOUS INTENSITY	CONE DISTRIBUTION			
AE-SF-JBCA-0890		Zone	Lumens	% Fixture	Direct Light	Center Beam Fc	Beam Width		
Wattage	90W	0-20°	1409.4	12.6		1.7ft	1370 fc	4.6 ft	5.4 ft
CCT	5000K	0-30°	2974.94	26.6		3.3ft	363 fc	8.9 ft	10.5 ft
Distribution	120°	0-40°	4840.24	43.3		5.0ft	158 fc	13.5 ft	15.9 ft
Length	8ft	0-60°	8534.93	76.3		6.7ft	88.2 fc	18.2 ft	21.3 ft
		0-80°	10845.09	96.9		8.3ft	57.5 fc	22.5 ft	26.3 ft
		0-90°	11187.96	100		10.0ft	39.6 fc	27.1 ft	31.7 ft
						■ Vert. Spread: 107.1° ■ Horiz. Spread: 115.6°			

## LINEAR LED LIGHT

Linear Strip Light | 2', 4' & 8'

### OVERVIEW



### Innovative Design

- Extruded aluminum housing for better heat dissipation.
- Highly durable polycarbonate and high transmittance lens.



### Accessories

- Wire guard lens shield
- Suspension kit
- Emergency backup battery
- Motion sensor



Emergency backup battery



Motion Sensor



### Multiple Options

- Three standard length available; 2, 4, 8ft.
- Three CCT switchable and power tunable.
- Black & white finishes.



POWER SWITCHABLE



CCT SWITCHABLE



### Mountings Available

- Suspended
- Surface mount



### Tests And Certifications



Damp Location

