

LINEAR LED LIGHT

Linear Strip Light | 4' | Thin Profile

The JSQ series is the economical and yet discrete replacement for linear fixtures. It is available in 4-foot length and is designed to meet installation needs for surface mounted requirements. This luminaire offers a performance above 130 LPW while showing great versatility in operating voltage from 120 to 347V. The luminous part is integrated and fastened to fixture body by snap-locks which makes it an easy to open fixtures. Applications: Assembly line | Storage | Stairwell | Public spaces | Garage

	DATE	QTY	ACC. QTY	TYPE
PROJECT				
PN				
ACCESSORY PN				
NOTES				

DYNAMIC MENU	
Order Information	Page 2
Dimensions	Page 3
Accessories	Page 4
Photometric Data	Page 6

[Install Instruction Link](#)



SPECIFICATIONS

Input Voltage	120-277/347V
Power Factor	>0.9
Total Harmonic Distortion	<20%
Dimming Page 4	0-10V dimming
CRI	80 CRI
CCT	<div style="display: flex; gap: 10px;"> <div style="border: 1px solid gray; border-radius: 50%; padding: 5px; width: 30px; text-align: center;">35K</div> <div style="border: 1px solid gray; border-radius: 50%; padding: 5px; width: 30px; text-align: center;">40K</div> <div style="border: 1px solid gray; border-radius: 50%; padding: 5px; width: 30px; text-align: center;">50K</div> </div>
Efficacy	≥130 lm/W
Length	4'
Power (W)	25/30/40
Ambient Temperature Range	-20°C to 45°C
Mounting Options	<div style="display: flex; align-items: center;"> <div style="text-align: center; margin-right: 20px;"> <p>Suspended</p> </div> <div style="text-align: center;"> <p>Surface mount</p> </div> </div>
Fixture Finish	<div style="display: flex; align-items: center;"> <div style="text-align: center; margin-right: 10px;"> <p>White</p> </div> </div>
Custom Design	Continuous run
Distribution	<div style="text-align: center;"> <p>Lambertian 120°</p> </div>

PRODUCT FEATURES



PRODUCT CERTIFICATIONS



Design Lights Consortium® (DLC) qualified product. Not all versions of this product may be DLC qualified. Please check the DLC Qualified Products List at www.designlights.org/QPL to confirm which versions are qualified" [page 3](#)

SYSTEM WARRANTY – 5 YEARS

Eralux will warrant defective drivers, LEDs and boards for 5 years from the date of purchase. This warranty is valid only if the fixture is installed and used as per installation guides and specifications. If a defect is present, Eralux will send drivers and boards at no fee with a thorough replacement instructions along with instructions on the return of the defective parts back to Eralux.

LUMEN MAINTENANCE – L85 at 100,000 hours

Rated for 85% initial lumen output at 100,000 hours of operation, operated at 25°C ambient temperature; per guidelines published by the Illuminating Engineering Society (IES).

LINEAR LED LIGHT

Linear Strip Light | 4' | Thin Profile



ORDERING GUIDE

AE-SF-JSQCA		-835-50		
AE-SF-JSQCA ERALUX JSQ Linear Strip Fixture White Finish	-04 40 4 Ft 20/30/40W 5,200/3,900/2600 lm	-835-50 80 CRI 35/40/50K Switchable	[BLANK] 0-10V Dimming -EM Emergency Backup -MS Bi-level Motion Sensor -EMS Bi-level Motion Sensor Emergency Backup	[BLANK] Surface Mount -SUSP¹ Suspended
Fixture Family	Length Power	CRI CCT	Control	Mounting

NOTE 1. 2x 8ft aircraft cables (standard for all sizes).

CAUTION

- If there are multiple fixtures connected to the same 0-10V dimming line, a 0-10V controller must be considered to enable consistent dimming across the fixtures. Failure to do so will lead to inconsistent dimming and behaviors in the fixtures. Single switch is not recommended for controlling multiple fixtures simultaneously.



ORDERING GUIDE – LINK KITS



AE-SF-JSQCA-SMT-LINK-KIT

Link Kit for Surface Mounted Continuous Run

AE-SF-JSQCA-SUSP-LINK-KIT

Link Kit for Suspended Continuous Run

[Link](#)


LINEAR LED LIGHT

Linear Strip Light | 4' | Thin Profile

DIMENSIONS - FIXTURE

SIZE	TOP/BOTTOM VIEW	SIDE VIEW
4FT		

DIMENSIONS - MOUNTING

SIZE	 DRILLING PATTERN FOR SURFACE MOUNT
4FT	

LINEAR LED LIGHT

Linear Strip Light | 4' | Thin Profile

ACCESSORIES

Ordered separately if needed

SURFACE MOUNT

ORDER CODE	DESCRIPTION	PICTURE
AE-SF-JSQCA-SMT-LINK-KIT	Surface mount link bracket for continuous run 8ft connection cables	

SUSPENDED

ORDER CODE	DESCRIPTION	PICTURE
AE-SF-JSQCA-SUSP-LINK-KIT	Link bracket for continuous run 8 ft connection cables	



JSQ

DLC MODEL	PRODUCT ID	Primary Use	Classification
AE-SF-JSQCA-0440-835-50-[Blank, EM, EMS, MS]	S-QRPS2Z	Direct Linear Ambient Luminaires	Standard
AE-SF-JSQCA-0440-835-50-[Blank, EM, EMS, MS]	S-H74Y96	Stairwell and Passageway Luminaires	Premium

DIMMER COMPATIBILITY LIST

BRAND	MODEL	BRAND	MODEL
LUTRON	NTSTV-DV	LEVITON	AWSMT-7DM
	DVTV		DD710-BDZ
	DVSTV		DS710-10Z
HUBBELL	LHD-IRS3-N-WH	LEGRAND	WS4FBL3PTC
COOPER	SF10P		RH4FBL3PTC

LINEAR LED LIGHT

Linear Strip Light | 4' | Thin Profile

CONTROLS

EMERGENCY LED DRIVER (BLD-YTXXD-XXX)

BLD-YT08D-XXX

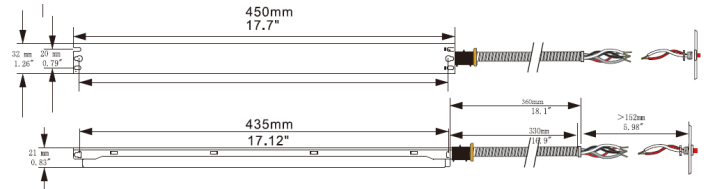
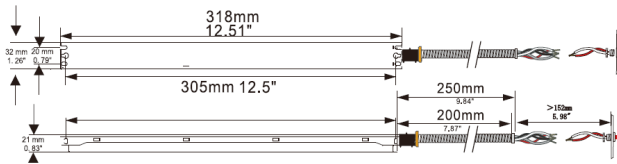
BLD-YT15D-XXX



The BLD-YTXXD-XXX series LED Emergency Driver is UL listed for field and factory installations. It switches to emergency mode during power failures, providing up to 90 minutes of lighting. With an integrated battery, charger, and converter, it delivers 8 or 15W constant power at 30-60VDC. Its slim shape is ideal for use in linear LED lighting fixtures.

SPECIFICATIONS

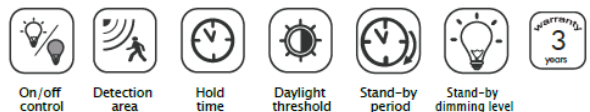
Input Voltage	100-347Vac
Power Frequency	50/60HZ
Output Voltage	30-60VDC
Output Power	8W 15W
Ambient Temperature	0°C to 50°C
	30°F to 122°F
Installation	Integrated



ROOM OCCUPANCY SENSOR

SPECIFICATIONS

Operating voltage	12 VDC
Output	0-10V
IP rating	IP20
Detection Range	4-10 Meters
	13.1-32.8 Feet
Standby Power	<0.5W
Motion Detection	0.5~1.5 m/s
Daylight Threshold	2/10/50Lux/disabled
Installation	Fixture integrated
Hold Time	5s/30s/1min/10min
Stand-by Period	0s/30s/20min/+∞



LINEAR LED LIGHT

Linear Strip Light | 4' | Thin Profile

LUMEN ESTIMATE

Lumen output varies based on CCT and CRI. Use correction factors as per table below:

LUMEN ESTIMATE ADJUSTMENT FACTORS			
CCT	3500K	4000K	5000K
PREMIUM (90CRI)	0.97	1	1.03

PHOTOMETRIC DATA

PART NUMBER		ZONAL LUMEN SUMMARY			POLAR LUMINOUS INTENSITY	CONE DISTRIBUTION			
AE-SF-JSQCA-0440		Zone	Lumens	% Fixture	Direct / Indirect Light	Center Beam Fc		Beam Width	
Wattage	40W	0-20°	537.12	10.1		1.7ft	535 fc	4.1 ft	7.1 ft
CCT	4000K	0-30°	1132.43	21.2		3.3ft	142 fc	8.0 ft	13.8 ft
Distribution	120°	0-40°	1844.86	34.6		5.0ft	61.9 fc	12.2 ft	20.9 ft
Length	4ft	0-60°	3292.06	61.7		6.7ft	34.5 fc	16.3 ft	28.0 ft
		0-80°	4335.31	81.2		8.3ft	22.5 fc	20.2 ft	34.7 ft
		0-90°	4632.71	86.8		10.0ft	15.5 fc	24.3 ft	41.8 ft
						■ Vert. Spread: 101.2° ■ Horiz. Spread: 128.9°			

LINEAR LED LIGHT

Linear Strip Light | 4' | Thin Profile

OVERVIEW



Innovative Design

- Extruded aluminum housing for better heat dissipation.
- Highly durable polycarbonate and high transmittance lens.



Multiple Options

- Three CCT switchable and power tunable.
- White finishing
- EMBB & motion sensor available.



Mountings Available

- Suspended
- Surface mount



Tests And Certifications



Damp Location

