

LOKI 2

OUTDOOR LED LIGHT

Post Light | 100W | CCT & POWER SELECTABLE

The LOKI 2 is an addition to the Loki family, this Post Light enhances both security and aesthetic appeal for outdoor spaces such as gardens, parking lots, and parks. Its three-arm design adds stability and visual style. Designed for efficient outdoor lighting, LOKI 2 delivers up to 134 lm/W with selectable CCT and power, and features tool-less maintenance for versatile applications.

Applications: Landscapes | Parking | Park | Walkway | Garden

eralux®

	DATE	QTY	ACC. QTY	TYPE
PROJECT				
PN				
ACCESSORY PN				
NOTES				



DYNAMIC MENU

Order Information	Page 2
Dimensions	Page 3
Controls	Page 4
Photometric Data	Page 5

[Install Instruction link](#)

SPECIFICATIONS

Input Voltage	120-347V
Power Factor	>0.9
Total Harmonic Distortion	<20%
Dimming	0-10V dimming
CRI	80 CRI
CCT	<div><div>30K</div><div>40K</div><div>50K</div></div>
Efficacy	~134 lm/W
Power (W/lm)	100/80/60 13400/10720/8040lm
Ambient Temperature Range	-40°C to 50°C
Mounting Options	Pole mount
Controls	Motion Sensor Photocell EMBB
Protection	IP65; water and dust resistance IK08; impact resistance Surge protection 20KV
Fixture Finish	Black White Silver <div><div></div><div></div><div></div></div>
Distribution	T2 T3 T5
Glass Cover	Clear Frosted



PRODUCT FEATURES



PRODUCT CERTIFICATIONS



SYSTEM WARRANTY – 5 YEARS

Eralux will warrant defective drivers, LEDs and boards for 5 years from the date of purchase. This warranty is valid only if the fixture is installed and used as per installation guides and specifications. If a defect is present, Eralux will send drivers and boards at no fee with a thorough replacement instructions along with instructions on the return of the defective parts back to Eralux.

LUMEN MAINTENANCE – L80 at 50,000 hours

Rated for 80% initial lumen output at 50,000 hours of operation, operated at 25°C ambient temperature; per guidelines published by the Illuminating Engineering Society (IES).

OUTDOOR LED LIGHT

Post Light | 100W | CCT & POWER SELECTABLE



ORDERING GUIDE

OD-LK-CA	-100	-8TCP				
OD-LK-CA ERALUX LOKI 2 Post Light 120-347V	-100 100/80/60W 13,400/10,720/8,040lm	-8TCP 80 CRI 30/40/50K Selectable	D 0-10V DIM MS Motion Sensor P Photocell	[BLANK] Clear FR Frosted	-BK Black -WH White -SV Silver	-T2 Type 2 -T3 Type 3 -T5 Type 5

Fixture Family

Power

CRI & CCT

Control

Lens

Finish

Distribution

NOTES

- Only T5 wit clear Glass is DLC premium



ORDERING GUIDE – DARKSKY COMPLIANT

OD-LK-CA	-100	-8TCP-30K				
OD-LK-CA ERALUX LOKI 2 Post Light 120-347V	-100 100/80/60W 13,400/10,720/8,040lm	-8TCP-30K 80 CRI 30K	D 0-10V DIM MS Motion Sensor P Photocell	[BLANK] Clear FR Frosted	-BK Black -WH White -SV Silver	-T2 Type 2 -T3 Type 3 -T5 Type 5

Fixture Family

Power

CRI & CCT

Control

Lens

Finish

Distribution

NOTES

- For the Dark Sky compliant the CCT will be fixed at 3000K at factory



DarkSky Approved
Commercial Luminaire

ORDERING GUIDE-ACCESSORIES

OD-LK-CA	-SS
OD-LK-CA ERALUX LOKI 2 Post Light 120-347V	-SS Side Shield

Fixture Family

Accessory

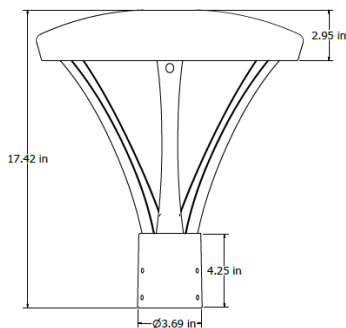
OUTDOOR LED LIGHT

Post Light | 100W | CCT & POWER SELECTABLE

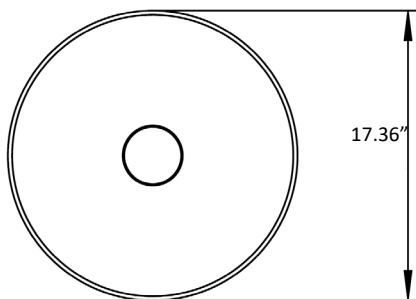
DIMENSIONS

OD-LK-CA-100-8-TCP

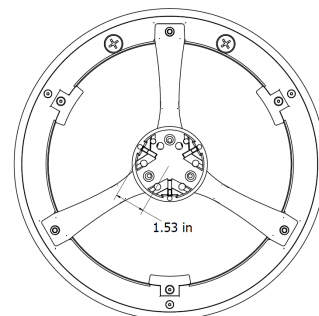
Side View



Top View

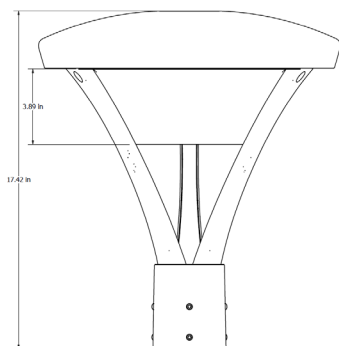


Pole Adapter

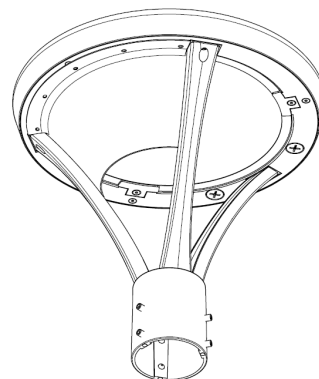


OD-LK-CA-100-8-TCP + Side Shield

Front View



Isometric View



Notes

- Maximum Pole Diameter allowed is 3 inches
- EPA rating : 1.62FT²

DARK SKY COMPLIANT

The fixture must be at 3000K CCT to be compliant with DARKSKY.

Contact factory to fix the CCT at 30K

Dark Sky Features

Restrict the amount of upward-Directed light

Reduce Glare

Reduce Light Pollution



DarkSky Approved
Commercial Luminaire

OUTDOOR LED LIGHT

Post Light | 100W | CCT & POWER SELECTABLE

CONTROLS

MOTION SENSOR/PHOTOCELL

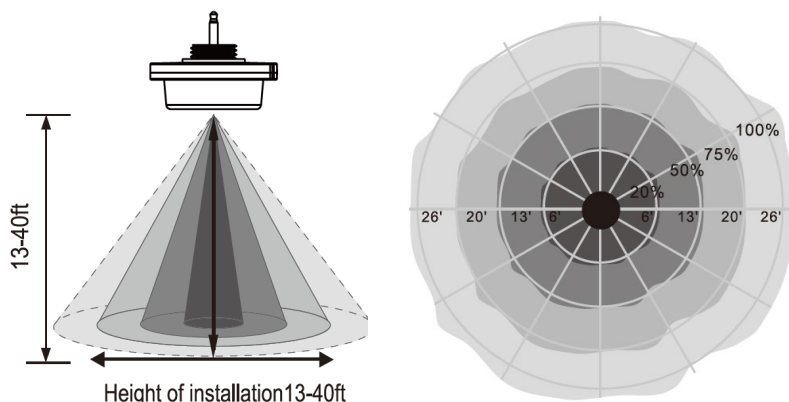
DESCRIPTION

- Plug in Microwave Motion sensor / IP65
- Detects both motion and natural light
- Remote control is ordered separately
- Plug in Photocell / IP65
- Detects only natural light.

PICTURE



Microwave Motion Sensor



SPECIFICATION

IP RATING	IP65
DETECTION RADIUS	20%/50%/75%/100%(1-8m)
MOUNTING HEIGHT	Max 40ft. (12meters)
LIGHT - CONTROL	24H/1 0LUX/30LUX/50LUX
TEMPERATURE	-40°F~+158°F (-40°C~+?0°C)

Photocell

SPECIFICATION

IP RATING	IP65
LIGHT-CONTROL	10-20Lx On /30-80Lx Off
TEMPERATURE	-40°F~+158°F (-40°C~+?0°C)

OUTDOOR LED LIGHT

Post Light | 100W | CCT & POWER SELECTABLE

B-U-G RATING – CLEAR GLASS

POWER	DISTRIBUTION	B-U-G
60W	T2	B2-U0-G2
	T3	B3-U0-G1
	T5	B3-U0-G1
80W	T2	B3-U0-G2
	T3	B3-U0-G2
	T5	B3-U0-G1
100W	T2	B3-U0-G2
	T3	B3-U0-G2
	T5	B3-U0-G2

B-U-G RATING – FROSTED GLASS

POWER	DISTRIBUTION	B-U-G
60W	T2	B3-U0-G2
	T3	B2-U0-G1
	T5	B2-U0-G1
80W	T2	B3-U0-G2
	T3	B3-U0-G2
	T5	B3-U0-G2
100W	T2	B3-U0-G3
	T3	B3-U0-G2
	T5	B3-U0-G2

DLC MODELS

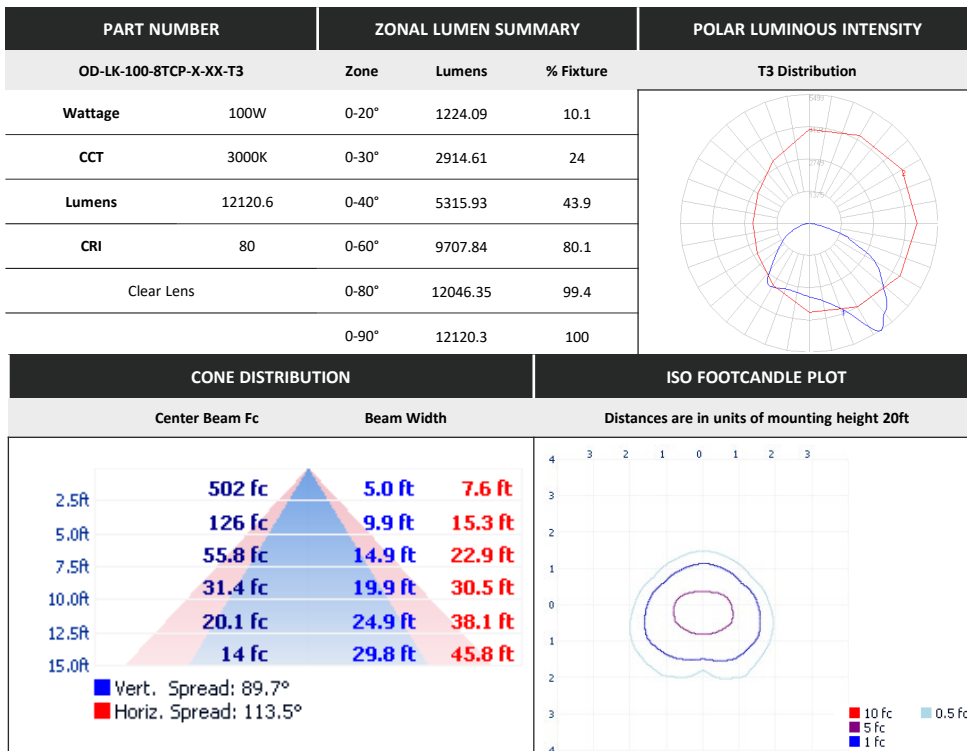
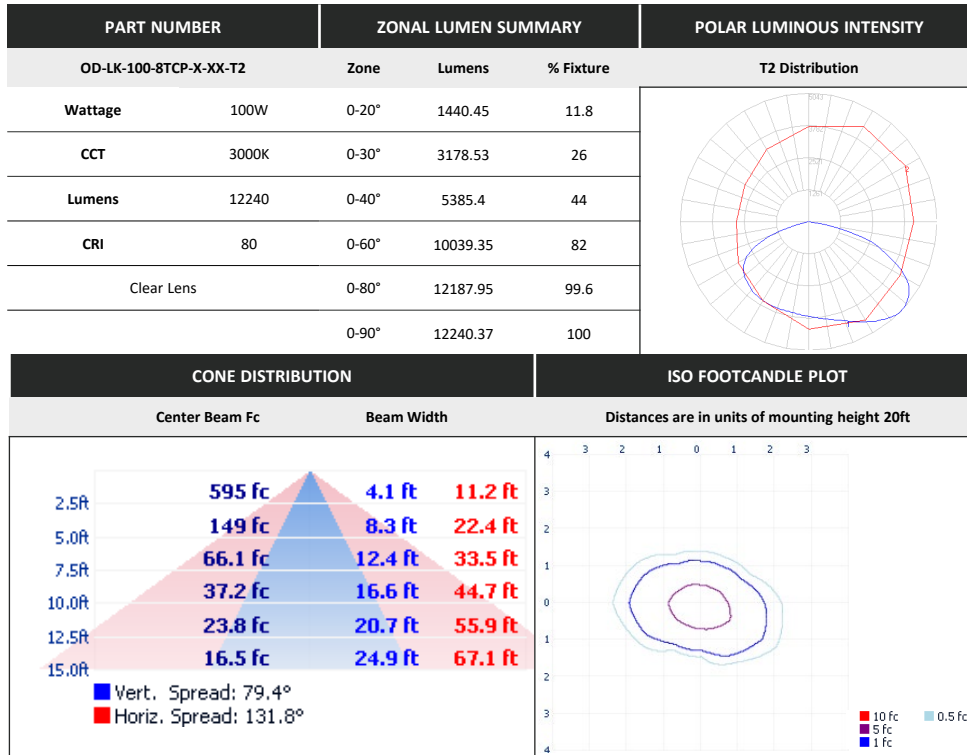


DLC MODEL	PRODUCT ID
OD-LK-CA-100-8TCP-XX-YY-ZZ-AA	S-9QKNV5

OUTDOOR LED LIGHT

Post Light | 100W | CCT & POWER SELECTABLE

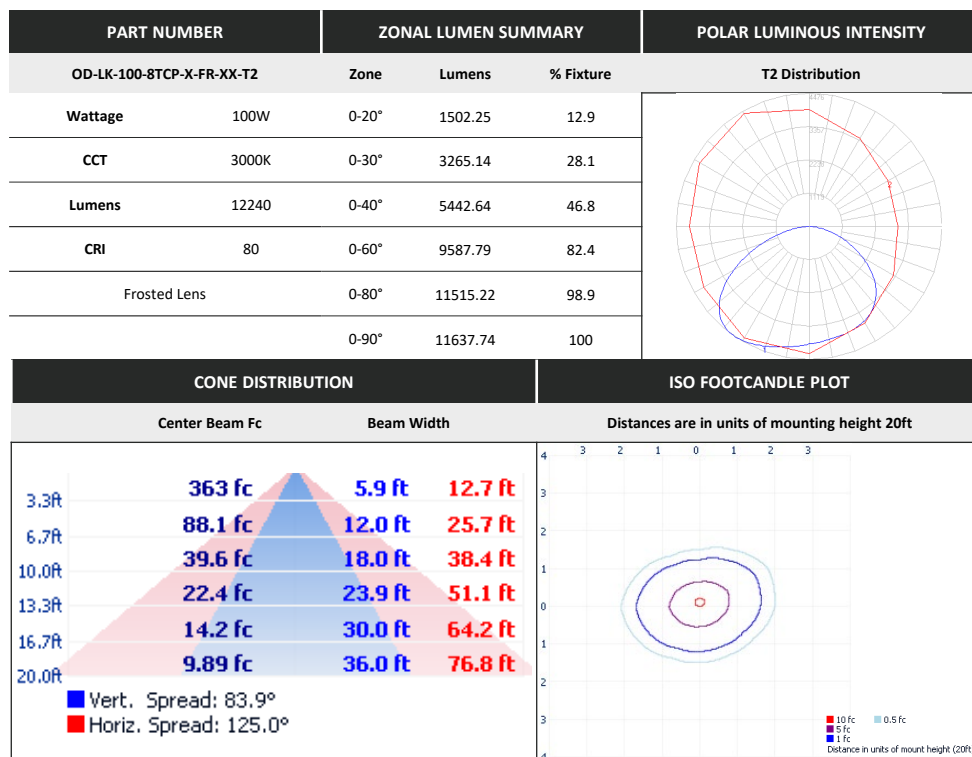
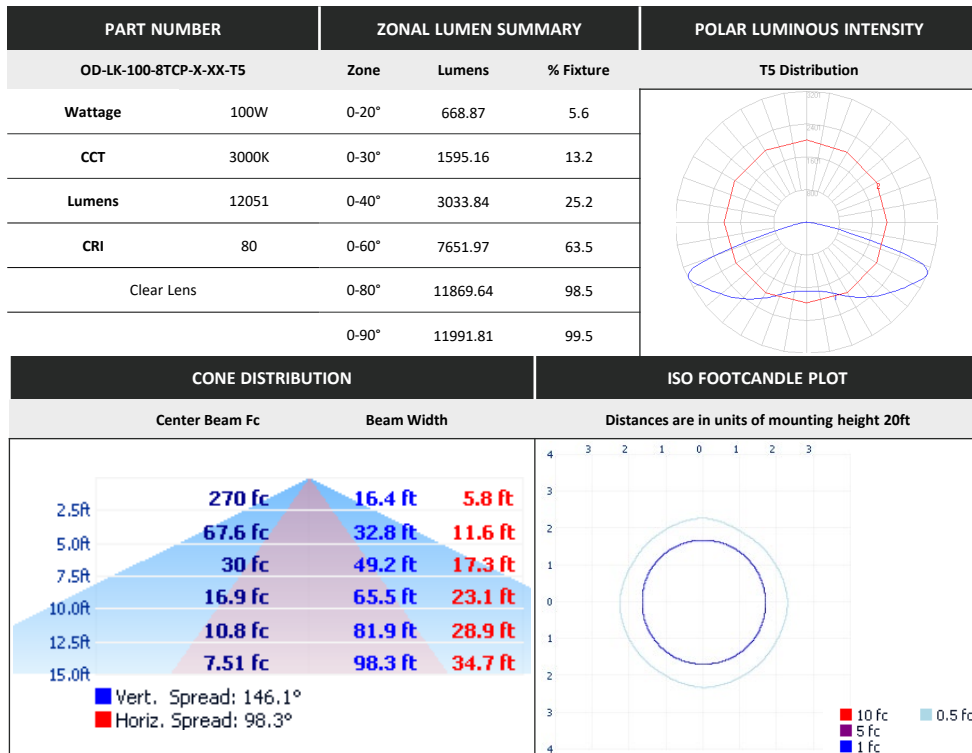
PHOTOMETRIC DATA



OUTDOOR LED LIGHT

Post Light | 100W | CCT & POWER SELECTABLE

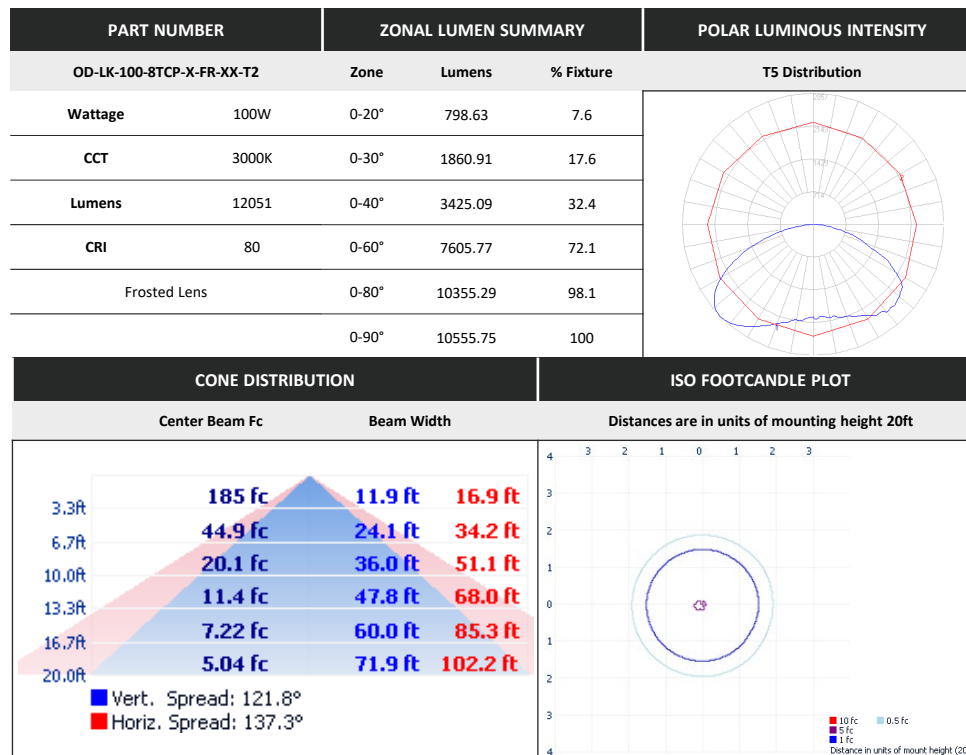
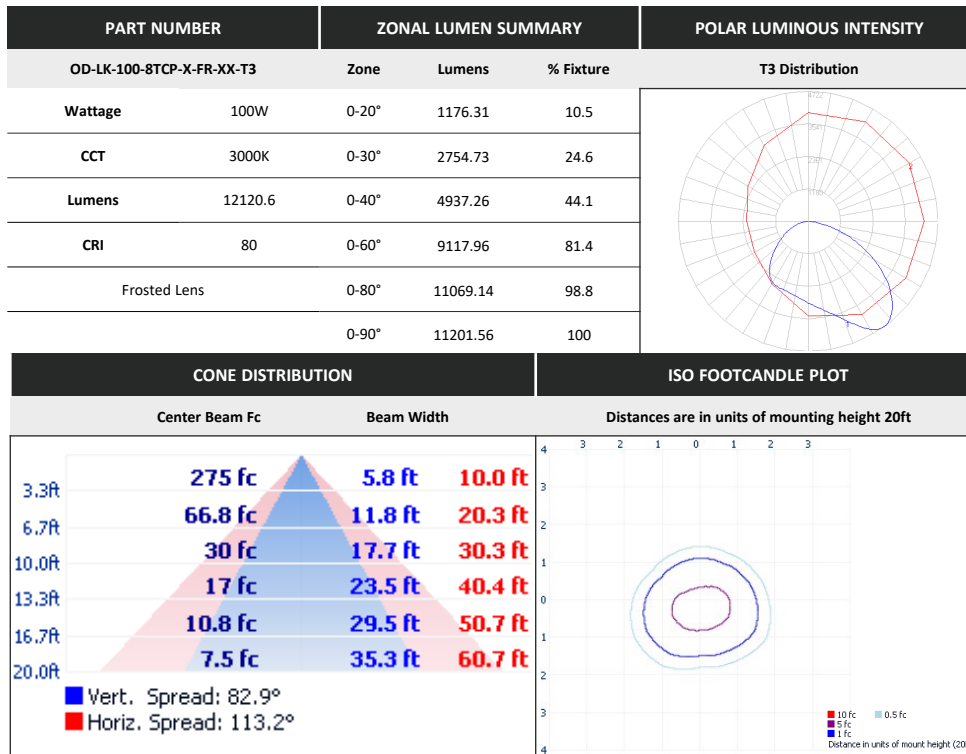
PHOTOMETRIC DATA



OUTDOOR LED LIGHT

Post Light | 100W | CCT & POWER SELECTABLE

PHOTOMETRIC DATA



OUTDOOR LED LIGHT

Post Light | 100W | CCT & POWER SELECTABLE

OVERVIEW



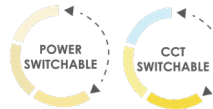
Innovative Design

- Aluminum die cast housing and fins for better heat dissipation



Multiple Options

- CCT Switchable ; 30/40/50K
- Black, White & Silver finish
- Power Switchable ; 100/80/60W



Mounting

- Tri-Arm mount



Dark Sky

- Dark sky compliance with 3000K CCT and black finish
- Limited upward-directed light



DarkSky Approved
Commercial Luminaire



Protection

- Protected against dust ingress.
- Protected against water jets
- Impact resistant
- 20KV surge protector



Surge
Protector



Tests And Certifications



Accessories

- Plug-in Motion sensor
- Plug-in Photocell
- Side Shield



Motion Sensor



Photocell



DLC MODEL

PRODUCT ID

OD-LK-CA-100-8TCP-XX-YY-ZZ-AA

S-9QKNV5