

LOKI POST LIGHT

OUTDOOR PRODUCTS

Post Light

The LOKI POST LIGHT is ideal for both security and to enhance your space decoratively whether the application be a garden, parking lot, walkway or even a park. The smooth twin strut design provide not only stability but also an aesthetic look. The POST TOP LIGHT is designed for outdoor use as an efficient solution to your outdoor project needs. It provides direct downlight to comply with new industry standards and regulations. LOKI has a high output efficiency up to 150lm/w and selectable CCT and power, as well as the tool-less maintenance features, allowing extraordinary design flexibility for different application scenarios. The Dark LOKI comes with a pre-installed shield.



OPERATING & ELECTRICAL

INPUT VOLTAGE	120-347Vac, 50/60Hz
POWER FACTOR	>0.9
DIMMING	0-10 dimming, Photocell, Motion Sensor
TOTAL HARMONIC DISTORTION (THD)	<20%

PERFORMANCE

LUMENS PER WATT	150 LPW at 70CRI
POWER CONSUMPTION	60/45/30/18W
DISTRIBUTION	Type 5 (150x150°)
EPA	1.15ft²/0.11m²

MECHANICAL & HOUSING

HOUSING	Aluminum alloy
LENS	Tempered glass ensures high efficiency light output for a clean, evenly illuminated surface with minimal glare. High transmittance polycarbonate optical lens allowing for a smooth, diffused light pattern.
FINISH	Black (RAL9005) Silver
POWER SUPPLY	Factory wired electronic LED driver
LED BOARD	LED3030

APPLICATION CONDITION

AMBIENT TEMPERATURE RANGE	-30 °C to 50°C
Protection	IP66, IK08
SURGE PROTECTION	4kV line-line, 6kV line-earth

COMPATIBLE MOUNTING

MOUNTING	60mm diameter pole mount with twin/single struts
----------	--

WARRANTY

SYSTEM WARRANTY – 5 YEARS

Eralux will warrant defective drivers, LEDs and boards for 5 years from the date of purchase. This warranty is valid only if the fixture is installed and used as per installation guides and specifications. If a defect is present, Eralux will send drivers and boards at no fee with a thorough replacement instructions along with instructions on the return of the defective parts back to Eralux.

LUMEN MAINTENANCE – L90 at 43,000 hours

Rated for 90% initial lumen output at 43,000 hours of operation, operated at 25°C ambient temperature; per guidelines published by the Illuminating Engineering Society (IES). (L90 at 43,000 hours)

LOKI POST LIGHT

OUTDOOR PRODUCTS

Post Light

DATE	
PROJECT NAME	
TYPE	
QTY	
ORDERING CODE	AE-OD-ST40-060-

060-

-

ORDERING GUIDE

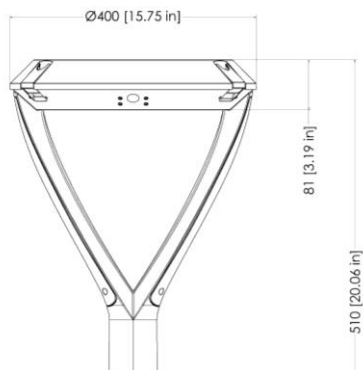
EXAMPLE: AE-OD-ST40-060-TCP-010-TA-BK

FIXTURE FAMILY	POWER	CCT	CONTROL	ARM	FINISH
AE-OD-ST40	-060	-	-	-	-
AE-OD-ST40 ERALUX Loki Series Outdoor Top Post Light Fixture Loki and dark Loki	-060 Power Selectable: 60/45/30/18 Watts 7800/5850/3900/2340 lumens	-TCP Tunable CCT power 3000/4000/5000K CCT Switchable -30K* 3000K Dark Loki Dark shield	-010 0-10V dimming	-TA Twin arm	-BK Black finish
			-PC Photocell	-SA Single arm	-SV Silver finish
			-MS Motion Sensor		

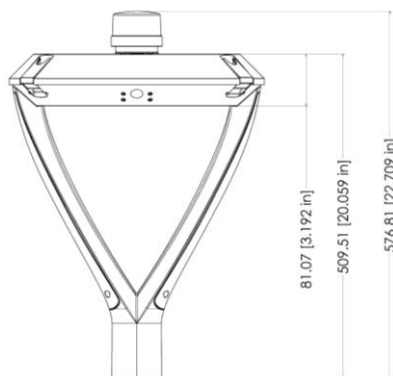
* Dark Loki comes with only 60W and black finish.

PRODUCT DIMENSIONS (in mm (inch))

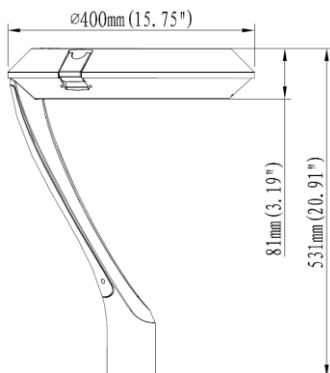
AE-OD-ST40-060-TCP-010-TA-XX



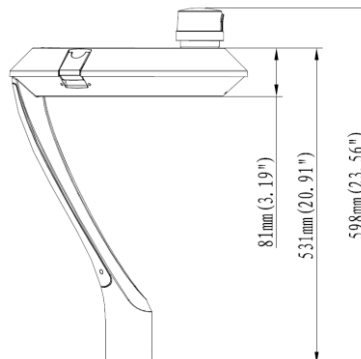
AE-OD-ST40-060-TCP-PC-TA-XX



AE-OD-ST40-060-010-TCP-SA-XX



AE-OD-ST40-060-TCP-PC-SA-XX



LOKI POST LIGHT

OUTDOOR PRODUCTS

Post Light

DATE

PROJECT NAME

TYPE

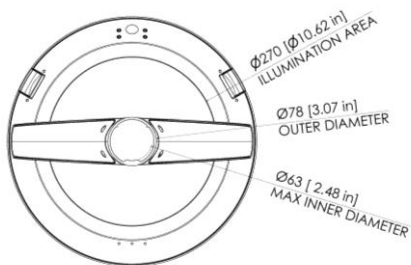
QTY

ORDERING
CODE

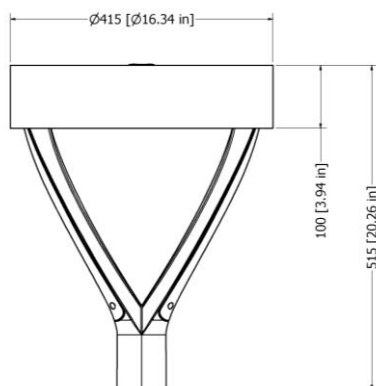
AE-OD-ST40-

060-

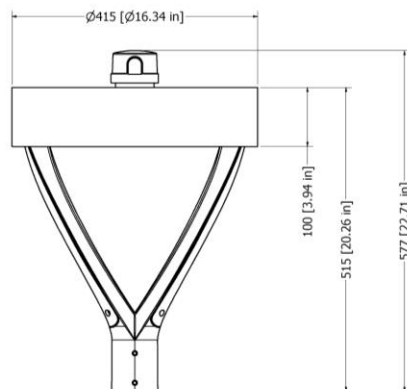
-



AE-OD-ST40-060-30K-010-TA-BK



AE-OD-ST40-060-30K-PC-TA-BK



LUMEN ESTIMATE

Lumen output varies based on CCT and CRI. An estimate of lumen output of the various CCT/CRI combinations, use correction factors as per table below:

LUMEN ESTIMATE ADJUSTMENT FACTORS

CCT	3000K	4000k	5000k
NORMAL (70CRI)	0.94	0.97	1

PHOTOMETRIC DATA

AE-OD-ST40-060-TCP-XX-XX-XX

45W

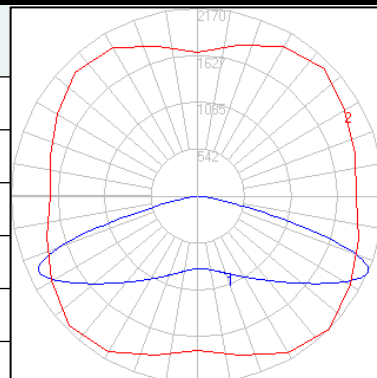
5850 lumens

4000K CCT

ZONAL LUMEN SUMMARY

ZONE	LUMENS	% OF FIXTURE
0-20°	342.24	5.00
0-30°	818.03	11.90
0-40°	1564.7	22.70
0-60°	4239.77	61.50
0-80°	6845.35	99.30
0-90°	3893.21	100.00

POLAR LUMINOUS INTENSITY GRAPH



LOKI POST LIGHT

OUTDOOR PRODUCTS

Post Light

DATE	
PROJECT NAME	
TYPE	
QTY	
ORDERING CODE	AE-OD-ST40-060-060-

AE-OD-ST40-060-TCP-XX-XX-XX

60W

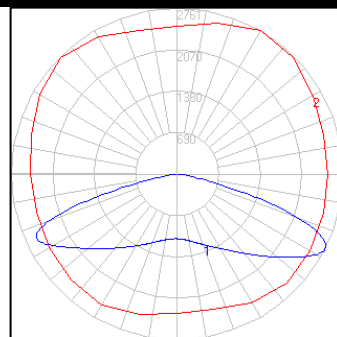
7800 lumens

4000K CCT

ZONAL LUMEN SUMMARY

ZONE	LUMENS	% OF FIXTURE
0-20°	439.72	5.00
0-30°	1051.63	11.90
0-40°	2013.43	22.80
0-60°	5462.78	62.00
0-80°	8749.1	99.30
0-90°	8814.99	100.00

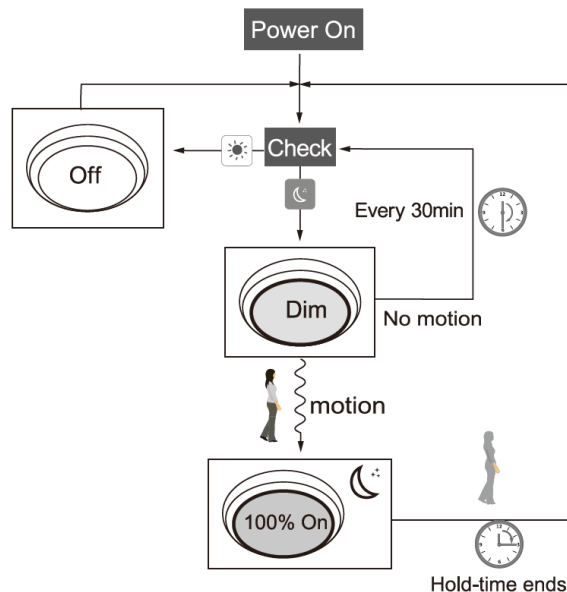
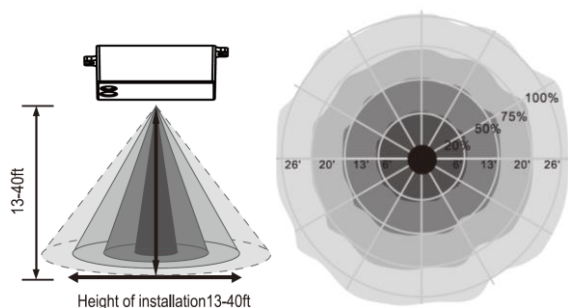
POLAR LUMINOUS INTENSITY GRAPH



Accessories

Motion sensor (ANT-9)

- The light switches on at 100% when there is movement detected in a selected range
- Light dims for a stand-by time after the hold time finishes.
- The light can stay on at dimming level in dark



LOKI POST LIGHT

OUTDOOR PRODUCTS

Post Light

DATE	
PROJECT NAME	
TYPE	
QTY	
ORDERING CODE	AE-OD-ST40-060-

Photocell

- It controls the fixture to turn on when there is no nature light, and off when there is daylight.




Dark Loki

- Dark Loki comes with the dark shield.
- Dark Loki is not power switchable, it comes with only 60W, and 3000K CCT.

Compliant with DarkSky requirements:

- Restrict the amount of upward-directed light
- Avoid glare
- Avoid over-lighting
- Utilize dimming and other appropriate lighting controls
- Minimize short-wavelength (bluish) light in the nighttime environment (reduce light pollution).



LOKI POST LIGHT

OUTDOOR PRODUCTS

Post Light

DATE	
PROJECT NAME	
TYPE	
QTY	
ORDERING CODE	AE-OD-ST40- 060- -

OVERVIEW



CONTEMPORARY DESIGN

Contemporary, architectural designed smooth housing without exposed screws present an aesthetic look.

Available in single arm and twin arm, in addition to black and silver finishes.

HIGH FLEXIBILITY & HIGH EFFICIENCY

3 CCT (3000/4000/5000K) and 4 Power (60/45/30/18 Watts) adjustable by a DIP switch, with 130 lumen per watt, ranging from 2340 to 7800 lumens that could fulfill various projects.

INTEGRATED HEAT SINK

Innovative thermal management design by incorporating the heat sink into the fixture's housing. Fins increase heat dissipation providing lasting driver lifetime.

EASY MAINTENANCE

No tools necessary to open the fixture, also allowing the automatic disconnect of power for effortless, safe access and simple electrical testing or maintenance operations.

ANTI-CORROSION FINISH

Strong anti-corrosion performance with superior dual coat finish, passed >2000H salt spray test.

DarkSky APPROVED

Compliant with DarkSky requirements. Minimizes glare while reducing trespass and skyglow.



**DARKSKY
APPROVED**
Reduces light pollution
Certified by DarkSky.org