

MAUNA

OUTDOOR PRODUCTS
Full Cutoff Wall Pack



Mauna Series is a high quality, durable, and elegant wall pack LED fixture. Its robust structure allows it to be rated for both wet and dusty locations and is fully functional in a large temperature range. Mauna is Power/CCT Switchable and has 130 L/W.

eralux®



DATE	
PROJECT NAME	
TYPE	
QTY	
ORDERING CODE	AE-WP-MN- -TCP-CA -

OPERATING & ELECTRICAL

INPUT VOLTAGE	120-347V
POWER FACTOR	0.9
DIMMING	0-10V Dimming
TOTAL HARMONIC DISTORTION (THD)	<20%

PERFORMANCE

LUMENS PER WATT	130 LPW at 80CRI
POWER	Power Switchable 45/60/70W 20/30/40W
BEAM ANGLE	90° x 110°

MECHANICAL & HOUSING

HOUSING	Aluminum die cast housing for superior heat dissipation, strength, and rigidity.
LENS	UV resistant, polycarbonate lens ensures high efficiency light output for a clean, evenly illuminated surface with minimal glare. High transmittance lens allowing for a smooth, diffused light pattern.
FINISH	Powder coat finish for the toughest outdoor conditions. Available in black, bronze and white color options.
POWER SUPPLY	Factory wired electronic LED driver
LED BOARD	Light emitted source

APPLICATION CONDITION

AMBIENT TEMPERATURE RANGE	-40 °C to 40°C
OPERATING TEMPERATURE	-40 °C to 70°C
PROTECTION	Wet location Dustproof fixture

COMPATIBLE MOUNTING

MOUNTING	Surface Mount, Wall Mount
----------	---------------------------

WARRANTY

SYSTEM WARRANTY – 5 YEARS

Eralux will warrant defective drivers, LEDs and boards for 5 years from the date of purchase. This warranty is valid only if the fixture is installed and used as per installation guides and specifications. If a defect is present, Eralux will send drivers and boards at no fee with a thorough replacement instructions along with instructions on the return of the defective parts back to Eralux.

LUMEN MAINTENANCE – L70 at 50,000 hours

Rated for 70% initial lumen output at 50,000 hours of operation, operated at 25°C ambient temperature; per guidelines published by the Illuminating Engineering Society (IES)

eralux® MAUNA

OUTDOOR PRODUCTS

Outdoor wall pack light

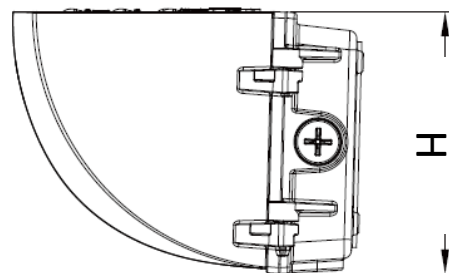
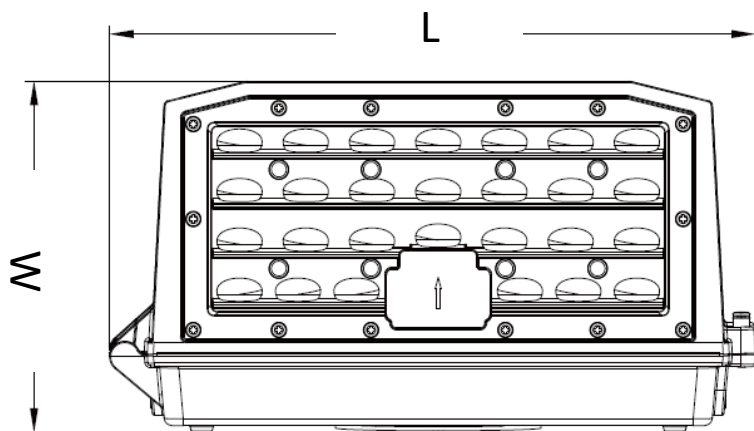
DATE	
PROJECT NAME	
TYPE	
QTY	
ORDERING CODE	AE-WP-MN- -TCP-CA -

ORDERING GUIDE

EXAMPLE: AE-WP-MN-70W-TCP-CA-D-BZ

FIXTURE FAMILY	POWER	CCT	INPUT VOLTAGE	CONTROLS	FINISH
AE-WP-MN	-	-TCP	-CA	-	-
AE-WP-MN MAUNA Series outdoor wall pack light fixture	-40W Power switchable 20/30/40W Lumen switchable 2,600/3,900/5,200 lms	-TCP CCT selectable 30/40/50k	-CA 120- 347Vac input voltage range	-D 0-10V Dimming	-BZ Bronze powder coat finish
	-70W Power switchable 45/60/70W Lumen switchable 5,850/7,800/9,450 lms			-P Photocell	-BK Black powder coat finish
				-EM Emergency Battery Back up	-WH White powder coat finish

PRODUCT DIMENSIONS



Length (L)	Width (W)	Height (H)
12.61"	6.86"	5.1"

DATE				
PROJECT NAME				
TYPE				
QTY				
ORDERING CODE	AE-WP-MN-	-TCP-CA		-

ACCESSORIES (Continued)

Ordered separately, field installed

EMERGENCY LED DRIVER (BLD-HMXXD-YYY)

EMQ- 8300DO- HY

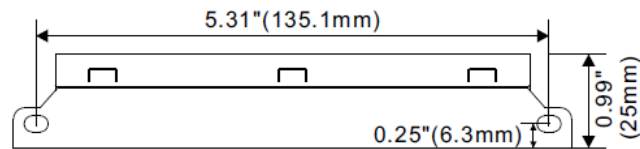

OUTPUT POWER : 8 WATTS

SPECIFICATION	
INPUT VOLTAGE	100-347Vac
INPUT CURRENT	100mA max
RECHARGE TIME	24Hrs
DISCHARGE TIME	1.5H
EMERGENCY POWER	8W



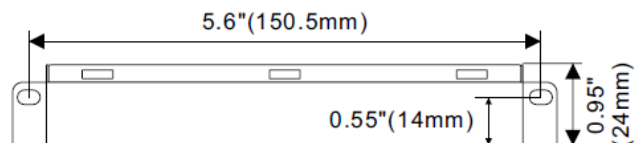

Introducing a UL-listed emergency lighting solution for the US and Canada, featuring high output voltage, self-testing, and overcharge/discharge protection. Compliant with UL924 and CSA C22.2 NO.141, it's suitable for field or factory installation and integrates seamlessly with LED drivers. With low energy consumption and Title20 compliance, it offers 8W emergency power options, a quick 24-hour recharge time, and 1.5-hour discharge time.

DRIVER DIMENSIONS



BATTERY DIMENSIONS

8W VERSION



eralux® MAUNA

OUTDOOR PRODUCTS

Outdoor wall pack light

DATE			
PROJECT NAME			
TYPE			
QTY			
ORDERING CODE	AE-WP-MN-	-TCP-CA	-

LUMEN ESTIMATE

Lumen output varies based on CCT and CRI. An estimate of lumen output of the various CCT/CRI combinations, use correction factors as per table below:

LUMEN ESTIMATE ADJUSTMENT FACTORS

CCT	3000K	4000K	5000K
NORMAL (80CRI)	.94	1	1

PHOTOMETRIC DATA

AE-WP-MN-70W-H-TCP-XX

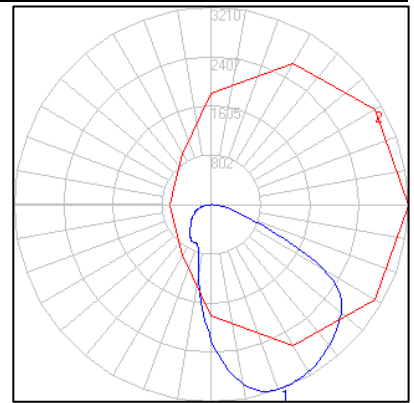
45 WATTS

3000K CCT

ZONAL LUMEN SUMMARY

ZONE	LUMENS	% OF FIXTURE
0-20°	761.11	13.10
0-30°	1586.58	27.40
0-40°	2585.14	44.60
0-60°	4613.75	79.70
0-80°	5632.35	97.20
0-90°	5712.98	98.60

POLAR LUMINOUS INTENSITY GRAPH



AE-WP-MN-70W-H-TCP-XX

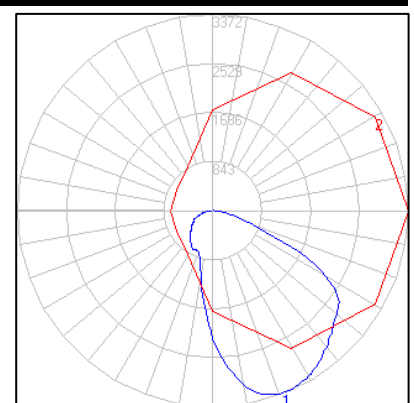
45 WATTS

4000K CCT

ZONAL LUMEN SUMMARY

ZONE	LUMENS	% OF FIXTURE
0-20°	776.07	12.70
0-30°	1639.89	26.90
0-40°	2689.92	44.00
0-60°	4822.00	79.00
0-80°	5934.11	97.20
0-90°	6024.58	98.70

POLAR LUMINOUS INTENSITY GRAPH



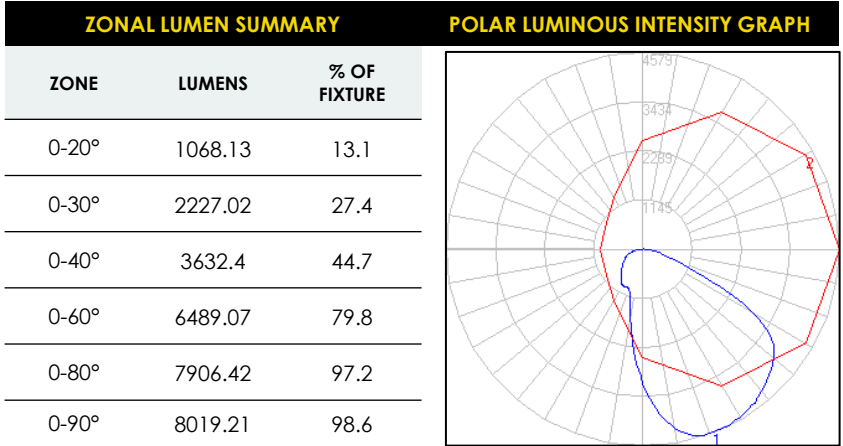
eralux[®]
MAUNA

OUTDOOR PRODUCTS
Outdoor wall pack light

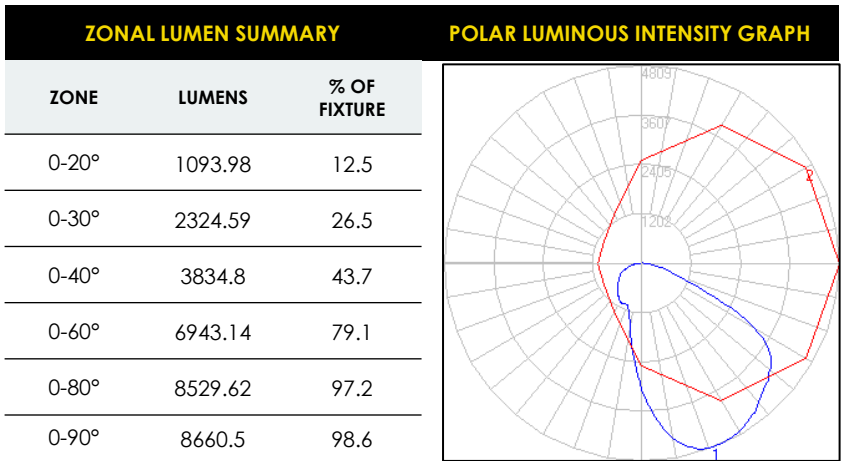
DATE	
PROJECT NAME	
TYPE	
QTY	
ORDERING CODE	AE-WP-MN- -TCP-CA -

PHOTOMETRIC DATA

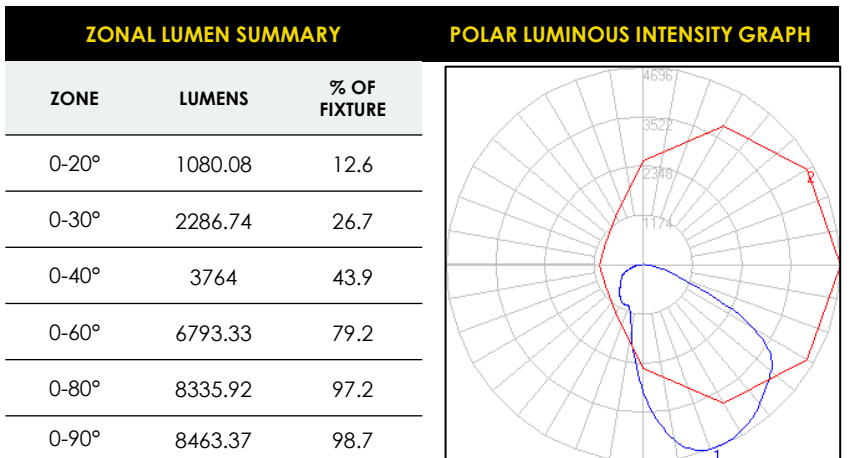
AE-WP-MN-70W-H-TCP-XX
70 WATTS
3000K CCT



AE-WP-MN-70W-H-TCP-XX
70 WATTS
4000K CCT



AE-WP-MN-70W-H-TCP-XX
70 WATTS
5000K CCT



eralux®
MAUNA

OUTDOOR PRODUCTS
Outdoor wall pack light

DATE	
PROJECT NAME	
TYPE	
QTY	
ORDERING CODE	AE-WP-MN- -TCP-CA -

OVERVIEW



PREMIUM MATERIALS

Constructed from aluminum die-cast for superior heat dissipation and thermal management while maintaining excellent fixture strength and rigidity.

TEMPERATURE

Fixture suitable for temperature ranges from -40 to +40 degrees Celsius.

INTELLIGENT DESIGN

Side and rear knockouts for different mounting types and accessories such as photocell and additional sensors.

PERFORMANCE

POWER / CCT SWITCHABLE.
IT comes in two versions; 20/30/40W and 45/60/70W. Both Versions are CCT switchable 30/40/50K.

