

MONT BLANC EVOLVE 1500x500

RECESSED COMMERCIAL LUMINAIRES

Volumetric troffer

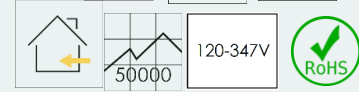


eralux®

5 YEARS
WARRANTY
eralux

CCT
TUNABLE

LUMEN
TUNABLE



The Mont Blanc series is an ideal solution for anyone looking to minimize waste, reduce install time and a revitalized ceiling. This product differentiates itself through its ease of install and access for maintenance. The Mont Blanc Evolve 1500x500 features a switchable CCT (3500K, 4000k, OR 5000k) and switchable power levels (3 power levels) for the fixture. This enables customization on site during final installation and provides an unparalleled level of flexibility.

DATE		
PROJECT NAME		
TYPE		
QTY		
ORDERING CODE	AE-RC-MBCA1500LBN35/40/50010WH	-

OPERATING & ELECTRICAL

INPUT VOLTAGE	120-347Vac
POWER FACTOR	0.9
DIMMING	0-10V
TOTAL HARMONIC DISTORTION (THD)	<20%

PERFORMANCE

LUMENS PER WATT	~125 LPW at 80CRI
POWER	30, 40, 50W
DISTRIBUTION	Lambertian

MECHANICAL & HOUSING

HOUSING	22-gauge painted sheet metal
LENS	Polycarbonate diffuser ensures high efficiency light output for a clean, evenly illuminated surface with minimal glare while maintaining minimal thickness
FINISH	White
POWER SUPPLY	Factory wired electronic LED driver
LED BOARD	Light emitted source

APPLICATION CONDITION

AMBIENT TEMPERATURE RANGE	-25°C to 40°C
PROTECTION	NON-IC rated

COMPATIBLE MOUNTING

MOUNTING DX, DXT grid, surface mount

WARRANTY

SYSTEM WARRANTY – 5 YEARS

Eralux will warrant defective drivers, LEDs and boards for 5 years from the date of purchase. This warranty is valid only if the fixture is installed and used as per installation guides and specifications. If a defect is present, Eralux will send drivers and boards at no fee with a thorough replacement instructions along with instructions on the return of the defective parts back to Eralux.

LUMEN MAINTENANCE – L85 at 50,000 hours

Rated for 85% initial lumen output at 50,000 hours of operation, operated at 25°C ambient temperature; per guidelines published by the Illuminating Engineering Society (IES).

MONT BLANC EVOLVE 1500x500

RECESSED COMMERCIAL LUMINAIRES

Volumetric troffer

DATE	
PROJECT NAME	
TYPE	
QTY	
ORDERING CODE	AE-RC-MBCA1500LBN35/40/50010WH -

ORDERING GUIDE

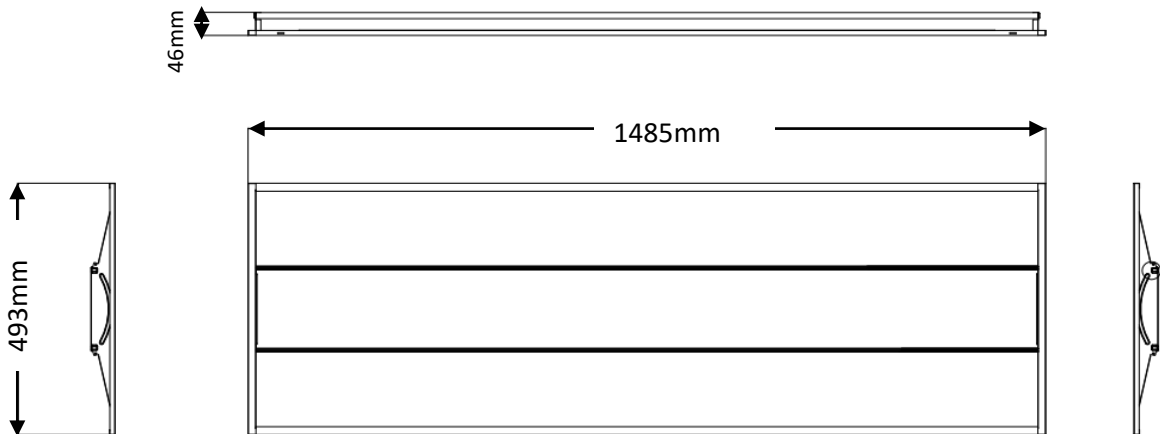
EXAMPLE: AE-RC-MBCA1500LBN35/40/50010WH-AR

FIXTURE FAMILY	VOLTAGE	SIZE & POWER	DISTRIBUTION	CRI	CCT	CONTROL	FINISH	OPTION
AE-RC-MB	CA	1500	LB	N	35/40/50	010	WH	
AE-RC-MB ERALUX Mont Blanc EVOLVE recessed commercial office volumetric troffer	CA 120-347Vac	1500 1500mm X 500mm 30,40,50 Watts selectable	LB 120° Lambertian distribution	N Normal 80 CRI	35/40/50 3500/4000/5000K selectable CCT	010 0-10V external dimming down to 10%	WH White	-BLANK
						MS1 Motion Sensor		-AR Air Return

PRODUCT DIMENSIONS

AE-RC-MBCA1500LBN35/40/50010WH

AE-RC-MBCA1500LBN35/40/50010WH-AR



DIMMER COMPATIBILITY LIST

0-10V Dimmer
LEGRAND RH4FBL3PTC
LUTRON DVS7V-WH
LEVITON IP710-LFZ

0-10V Dimmer
EATON WBSD-010SLD
LEVITON DS710
LUTRON MS-Z101
HUBBEL LHDIRS3N

MONT BLANC EVOLVE 1500x500

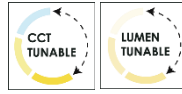
RECESSED COMMERCIAL LUMINAIRES

Volumetric troffer

DATE	
PROJECT NAME	
TYPE	
QTY	
ORDERING CODE	AE-RC-MBCA1500LBN35/40/50010WH -


OVERVIEW

1500 x 500
30,40,50 Watts



OPTION

- AR – AIR RETURN



COLOR SELECTABLE

Use the exposed DIP switch to change between 3 CCT variations from warm to cool light (3500K, 4000K, 5000K) and switchable power levels (3 power levels) for the fixture. This enables customization on site during final installation and provides an unparalleled level of flexibility.

EASE OF INSTALLATION

Easy installation process provides quick access for maintenance make it desirable for variety kinds of office ceilings.

FLEXIBLE MOUNTING OPTIONS

Choose conventional grid installation or surface mounting installation style with assistance of surface mount kit for 2x5 fixture size.