

# TZ

## OUTDOOR PRODUCTS

### Wedge Wallpack



The TZ series differentiates itself from other wallpacks for its slim “dark sky friendly” look to save space, and the installation angle can be adjusted. With Type 3 optical lenses and IP wet location rated, its compact structure will provide a defining look to brighten up pathways and entrances in residential areas, as well as building facades.

DATE					
PROJECT NAME					
TYPE					
QTY					
ORDERING CODE	AE-WP-TZ	-	-70SC1-UV	-	-

### OPERATING & ELECTRICAL

INPUT VOLTAGE	120-277 V
POWER FACTOR	>0.9
DIMMING	No dimming

### APPLICATION CONDITION

AMBIENT TEMPERATURE RANGE	-30 °C to 40°C
PROTECTION	LED fixture IP66 rated
SURGE PROTECTION	6kV line-line, 10kV line-earth
IK RATING	IK08

### PERFORMANCE

LUMENS PER WATT	~140 LPW at 70CRI and 5000K
POWER CONSUMPTION	10W/25W/22.5W/30W selectable 12W/20W/30W/40W selectable 21W/35W/53W/70W selectable
DISTRIBUTION	Type 3

### COMPATIBLE MOUNTING

MOUNTING	Wall mounted
----------	--------------

### MECHANICAL & HOUSING

HOUSING	Aluminum alloy for increased rigidity and strength
LENS	High translucent polycarbonate lenses ensures high efficiency light output for a clean, evenly illuminated surface with minimal glare
FINISH	Bronze
POWER SUPPLY	Factory wired electronic LED driver
LED BOARD	LED SMD 3030

### WARRANTY

#### SYSTEM WARRANTY – 5 YEARS

Eralux will warrant defective drivers, LEDs and boards for 5 years from the date of purchase. This warranty is valid only if the fixture is installed and used as per installation guides and specifications. If a defect is present, Eralux will send drivers and boards at no fee with a thorough replacement instructions along with instructions on the return of the defective parts back to Eralux.

#### LUMEN MAINTENANCE – L90 at 42,000 hours

Rated for 90% initial lumen output at 42,000 hours of operation, operated at 25°C ambient temperature; per guidelines published by the Illuminating Engineering Society (IES)

DATE	
PROJECT NAME	
<b>TYPE</b>	
QTY	
ORDERING CODE	AE-WP-TZ - -70SC1-UV - -

**ORDERING GUIDE**

EXAMPLE: AE-WP-TZ-40-70SC1-UV-BZ-B

FIXTURE FAMILY	POWER	CRI	CCT	VOLTAGE	FINISH	CONTROLS
<b>AE-WP-TZ</b>	-	<b>-70</b>	<b>SC1</b>	<b>-UV</b>	-	-
<b>AE-WP-TZ</b> ERALUX TZ series outdoor wedge wall pack	<b>-30</b> 10/15/22.5/30 watts; Up to 3,900 lms	<b>-70</b> 70 CRI	<b>SC1</b> 3000K/4000K CCT selectable	<b>-UV</b> 120 – 277 V	<b>-BZ</b> Bronze Finish	<b>-B</b> No control
	<b>-40</b> 12/20/30/40 watts; Up to 5,600 lms					
	<b>-70</b> 21/35/53/70 watts; Up to 9,800 lms				<b>-BK</b> Black Finish	<b>-P</b> Photocell

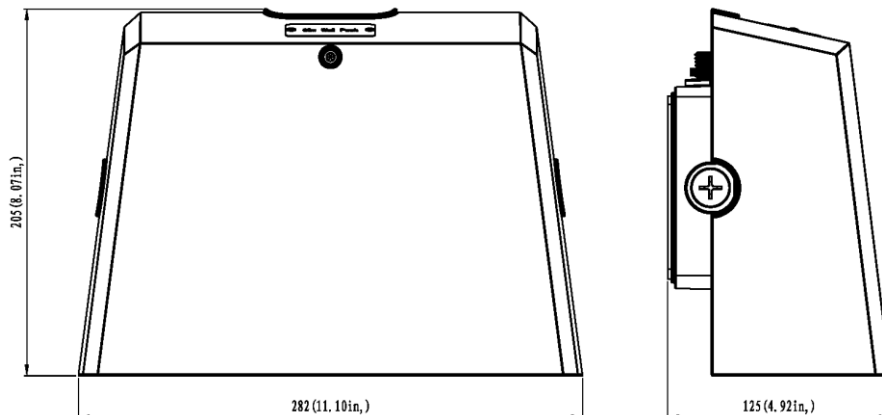
**DARK SKY APPROVED ORDERING GUIDE**

FIXTURE FAMILY	POWER	CRI	CCT	VOLTAGE	FINISH	CONTROLS
<b>AE-WP-TZ</b>	-	<b>-70</b>	<b>30K</b>	<b>-UV</b>	-	-
<b>AE-WP-TZ</b> ERALUX DARK TZ series outdoor wedge wall pack*	<b>-30</b> 30 watts; 3,600 lms	<b>-70</b> 70 CRI	<b>30K</b> 3000K	<b>-UV</b> 120 – 277 V	<b>-BZ</b> Bronze Finish	<b>-D</b> 0-10V DIMMING
	<b>-70</b> 70 watts; 8,400 lms					

\*Dark TZ comes with 3000K and 0-10V Dimming/Photocell Compliant with DARK SKY regulations

**PRODUCT DIMENSIONS**

AE-WP-TZ-XX-70SC1-UV-XX-X



DATE					
PROJECT NAME					
TYPE					
QTY					
ORDERING CODE	AE-WP-TZ	-	-70SC1-UV	-	-

### Dark TZ

- Dark TZ is not power switchable and comes with only with 30W & 70W and 3000K CCT.

Compliant with Dark Sky requirements:

- Restrict the amount of upward-directed light
- Avoid glare
- Avoid over-lighting
- Utilize dimming and other appropriate lighting controls
- Minimize short-wavelength (bluish) light in the nighttime environment (reduce light pollution).



### LUMEN ESTIMATE

Lumen output varies based on CCT and CRI. An estimate of lumen output of the various CCT/CRI combinations, use correction factors as per table below:

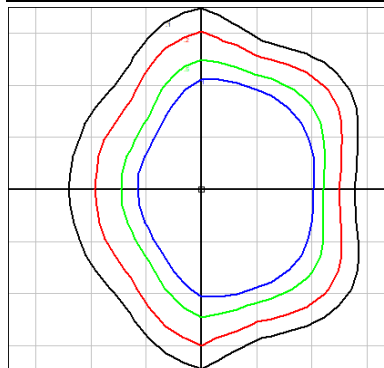
#### LUMEN ESTIMATE ADJUSTMENT FACTORS

CCT	2700K	3000K	3500K	4000K	5000K
70 CRI	0.89	0.91	0.95	0.97	1

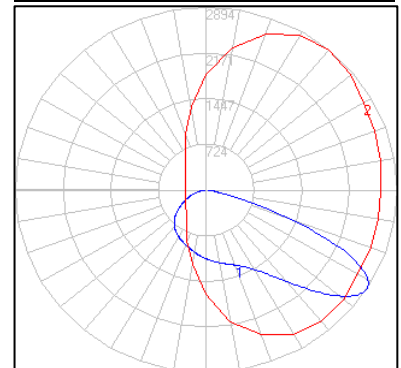
### PHOTOMETRIC DATA

AE-WP-TZ-40-70SC1-UV-XX-X

**GRID DISTANCES WITH A MOUNTING HEIGHT OF 10' AFG**



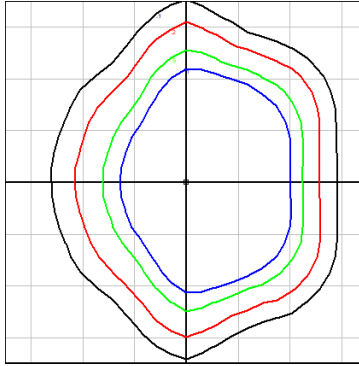
**POLAR LUMINOUS INTENSITY GRAPHS**



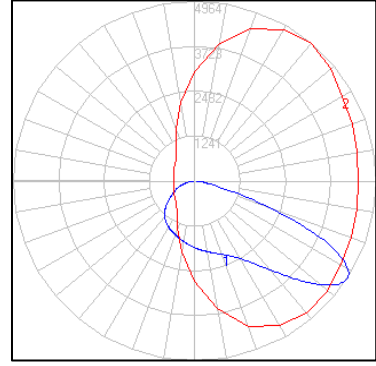
DATE	
PROJECT NAME	
<b>TYPE</b>	
QTY	
ORDERING CODE	AE-WP-TZ - -70SC1-UV - -

AE-WP-TZ-70-70SC1-UV-XX-X

**GRID DISTANCES WITH A MOUNTING HEIGHT OF 10' AFG**



**POLAR LUMINOUS INTENSITY GRAPHS**



**PHOTOMETRIC DATA FOR DARK TZ**

AE-WP-TZ-30-7030K-UV-XX-X

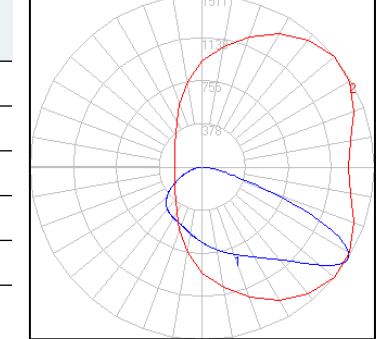
30W

3000K

**ZONAL LUMEN SUMMARY**

ZONE	LUMENS	% OF FIXTURE
0-20°	254.71	7.8
0-30°	581.2	17.7
0-40°	1061.9	32.3
0-60°	2527.82	77
0-80°	3254.99	99.1
0-90°	3283.94	100

**POLAR LUMINOUS INTENSITY GRAPH**



AE-WP-TZ-70-7030K-UV-XX-X

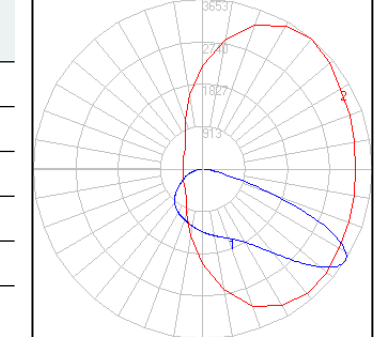
70W

3000K

**ZONAL LUMEN SUMMARY**

ZONE	LUMENS	% OF FIXTURE
0-20°	515.43	7.1
0-30°	1162.75	15.9
0-40°	2114.56	28.9
0-60°	5260.71	72
0-80°	7218.68	98.7
0-90°	7310.78	100

**POLAR LUMINOUS INTENSITY GRAPH**



DATE					
PROJECT NAME					
TYPE					
QTY					
ORDERING CODE	AE-WP-TZ	-	-70SC1-UV	-	-

## OVERVIEW



### DarkSky APPROVED

Compliant with DarkSky requirements. Minimizes glare while reducing trespass and skyglow.

### SLIM MODERN DESIGN

The TZ provides the same functions as other wall pack types, with a more slimmer modern design and being more light weight.

### PROTECTION

Integrated surge protection, IK08 rated, LED fixture and driver IP66 rated all allows for protection against harsh environmental conditions.

### SPECIAL DISTRIBUTION

The TZ series offers a type 3 light distribution to brighten up buildings, entrances and pathways.

### FINISH

The bronze powder coating finish will demonstrate a sleek look to buildings.

### SELECTIVITY

With selectable on field power and color temperature, this fixture enables you to customize your unique fixture to your project space.