

TZ

OUTDOOR PRODUCTS

Wedge Wallpack



eralux®

IK08 IP66



The TZ series differentiates itself from other wallpacks for its slim “dark sky friendly” look to save space, and the installation angle can be adjusted. With Type 3 optical lenses and IP wet location rated, its compact structure will provide a defining look to brighten up pathways and entrances in residential areas, as well as building facades.

DATE	
PROJECT NAME	
TYPE	
QTY	
ORDERING CODE	AE-WP-TZ - -70SC1-UV - -

OPERATING & ELECTRICAL

INPUT VOLTAGE	120-277 V
POWER FACTOR	>0.9
DIMMING	0 – 10 V dimming

PERFORMANCE

LUMENS PER WATT	~140 LPW at 70CRI and 5000K
POWER CONSUMPTION	10W/25W/22.5W/30W selectable 12W/20W/30W/40W selectable 21W/35W/53W/70W selectable
DISTRIBUTION	Type 3

MECHANICAL & HOUSING

HOUSING	Aluminum alloy for increased rigidity and strength
LENS	High translucent polycarbonate lenses ensures high efficiency light output for a clean, evenly illuminated surface with minimal glare
FINISH	Bronze
POWER SUPPLY	Factory wired electronic LED driver
LED BOARD	LED SMD 3030

APPLICATION CONDITION

AMBIENT TEMPERATURE RANGE	-30 °C to 40°C
PROTECTION	LED fixture IP65 rated
SURGE PROTECTION	6kV line-line, 10kV line-earth
IP RATING	IP66
IK RATING	IK08

COMPATIBLE MOUNTING

MOUNTING	Wall mounted
----------	--------------

WARRANTY

SYSTEM WARRANTY – 5 YEARS

Eralux will warrant defective drivers, LEDs and boards for 5 years from the date of purchase. This warranty is valid only if the fixture is installed and used as per installation guides and specifications. If a defect is present, Eralux will send drivers and boards at no fee with a thorough replacement instructions along with instructions on the return of the defective parts back to Eralux.

LUMEN MAINTENANCE – L90 at 42,000 hours

Rated for 90% initial lumen output at 42,000 hours of operation, operated at 25°C ambient temperature; per guidelines published by the Illuminating Engineering Society (IES)

DATE	
PROJECT NAME	
TYPE	
QTY	
ORDERING CODE	AE-WP-TZ - -70SC1-UV - -


ORDERING GUIDE

EXAMPLE: AE-WP-TZ-40-70SC1-UV-BZ-B

FIXTURE FAMILY	POWER	CRI	CCT	VOLTAGE	FINISH	CONTROLS
AE-WP-TZ	-	-70	SC1	-UV	-	-
AE-WP-TZ ERALUX TZ series outdoor wedge wall pack	-30 10/15/22.5/30 watts; Up to 3,900 lms	-70 70 CRI	SC1 3000K/4000K CCT selectable	-UV 120 – 277 V	-BZ Bronze Finish	-B No dimming
	-70 21/35/53/70 watts; Up to 9,800 lms				-BK Black Finish	-P Photocell motion sensor

PRODUCT DIMENSIONS

AE-WP-TZ-XX-70SC1-UV-XX-X



DATE					
PROJECT NAME					
TYPE					
QTY					
ORDERING CODE	AE-WP-TZ	-	-70SC1-UV	-	-

LUMEN ESTIMATE

Lumen output varies based on CCT and CRI. An estimate of lumen output of the various CCT/CRI combinations, use correction factors as per table below:

LUMEN ESTIMATE ADJUSTMENT FACTORS

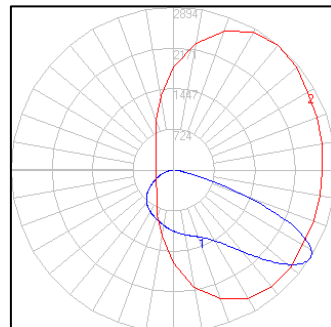
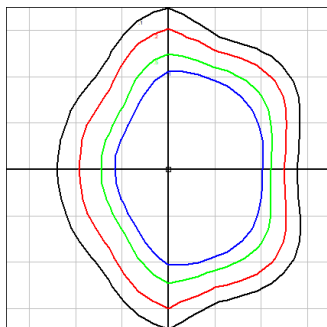
CCT	2700K	3000K	3500K	4000K	5000K
70 CRI	0.89	0.91	0.95	0.97	1

PHOTOMETRIC DATA

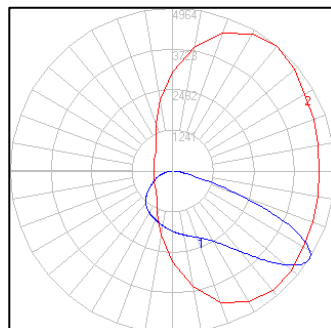
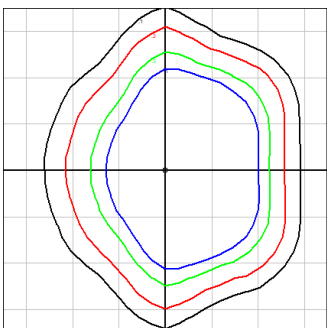
GRID DISTANCES WITH A MOUNTING HEIGHT OF 10' AFG

POLAR LUMINOUS INTENSITY GRAPHS

AE-WP-TZ-40-70SC1-UV-XX-X



AE-WP-TZ-70-70SC1-UV-XX-X



DATE					
PROJECT NAME					
TYPE					
QTY					
ORDERING CODE	AE-WP-TZ	-	-70SC1-UV	-	-

OVERVIEW



SLIM MODERN DESIGN

The TZ provides the same functions as other wall pack types, with a more slimer modern design and being more light weight.

PROTECTION

Integrated surge protection, IK08 rated, LED fixture and driver IP66 rated all allows for protection against harsh environmental conditions.

SPECIAL DISTRIBUTION

The TZ series offers a type 3 light distribution to brighten up buildings, entrances and pathways.

FINISH

The bronze powder coating finish will demonstrate a sleek look to buildings.

SELECTIVITY

With selectable on field power and color temperature, this fixture enables you to customize your unique fixture to your project space.